


THE PERFIN CLUB



**Catalog of Perfin Patterns
of the
Railroads of the United States**

With Selected Canadian Railroad Perfins

Compiled by The Perfins Club

2026 Edition

Dave Robinson, Editor

RAILROAD PERFINS CATALOG



Copyright © 2026 by Dave Robinson, Editor and by The Perfins Club, Inc.

All rights reserved. No part of this book may be reprinted or reproduced or utilized in any form, including photocopying and recording, except for short passages for the sole purpose of philatelic research, without express written permission from the Executive Board of The Perfins Club, Inc.

The Perfins Club, Inc.

14618 Big Timber Lane

Chesterfield, MO 63017-5659

Printed in the United States of America

Published April 2026 by Dave Robinson, Editor and by The Perfins Club, Inc

RAILROAD PERFINS CATALOG

Table of Contents

| | |
|---|----|
| Section 1 U.S. Railroad Perfin Catalog, Introductory Comments | 6 |
| Section 2 U.S. Railroad Perfin Catalog | 9 |
| Section 3 Canadian Railroad Perfin Catalog, Introductory Comments | 75 |
| Section 4 Canadian Railroad Perfin Catalog | 77 |
| Section 5 References | 85 |

The 2026 edition of this Catalog is designed to be a self-contained guide for collectors of railroad perfins of the United States and Canada. The editor would greatly appreciate being informed of any unlisted patterns, omissions or errors. Any suggestions or new finds should be sent to the editor who will maintain the Additions and Corrections data base that will be published as necessary. Send additional information and specific inquiries to the editor at the address below.

My contact information is as follows:

Dave Robinson
6727 Gove Court N
Tecumseh, MI 49286
drobinson@tc3net.com

RAILROAD PERFINS CATALOG

Preface

In January 2025, I was asked by Steve Endicott, our *Catalog of United States Perfins* editor, and by Dan Baugher, the current *Railroad Catalog* editor, if I would take over the maintenance of the Perfin Club's *Railroad Catalog*. Dan produced the currently used version in 2010. It was decided that there was sufficient new information to warrant the publishing of an updated version. In simple terms, I was asked to bring the 2010 information up to date to match the information in the latest *Catalog of United States Perfins*, as well as information in the A & C updates.

I did take the liberty of adding, adjusting, or clarifying information I felt would be pertinent to our railroad collecting. The most notable example is the addition of the dates of operation of each individual railroad. The beginning date will vary depending on which date was being reported. There was normally a charter date, an incorporation date, a construction start date, first service date, and on and on. I am listing the most frequently used date range from my research.

As any of us that study railroading are aware, the most used words in railroading are not locomotive, rail, or freight. The most common words in railroading are mergers, bankruptcies, takeovers, leases, acquisitions, etc. The owners, operators, General Offices, Freight Agents and names will constantly be changing. Therefore, the information in this catalog is concentrated on the actual "perfin-use" period of the railroad listed.

I was not happy with the result of the 2025 catalog update. The previous format wouldn't allow for changes in perfin ratings or catalog number changes, nor did it allow for all the additional supplemental information in an orderly form. As soon as the 2025 edition was published, I embarked on creating an entirely new format that would allow for making easy additions, corrections, new supplemental information, and totally new discoveries. The following is the result of this project.

Admittedly, the number of pages has increased significantly, but I believe this is a very useable product in this form. It can easily be used as a catalog and an album. I have allowed a couple of line spaces between each listing for future A & C upgraded notes as well as your personal notations. There may be a larger area for notes at the end of some of the pages, as well.

Enjoy!

RAILROAD PERFINS CATALOG

Introduction

The Railroads of the United States and Canada continue to be a popular specialty interest in the collecting of Perfins. There is a long list of updates to the Perfins Club's original *Railroad Catalog*. This catalog is an update of the 2025 *Catalog of Perfin Patterns of the Railroads of the United States and Canada*, Dave Robinson, Editor. That catalog was an update to Dan Baugher's 2010 *Catalog of Perfin Patterns of the Railroads of the United States and Canada*. Dan's catalog was an update of the 1987 *Railroad Perfins of the Railroads of the United States and Canada*, Robert Gray, Editor ("1987 Railroad Perfins Catalog"). That formatting was changed slightly in the 2010 edition, to be more aligned with the 1998 *Catalog of United States Perfins*, John Randall, Editor. The Railroad Perfin pattern numbers from the previous *1987 Railroad Perfins Catalog* have been deleted to eliminate the problems associated with maintaining two sets of numbers for the same perfin pattern. The design of this catalog also allows it to be used as an album if the collector desires. The Canadian section of this edition has come primarily from the British North American Philatelic Society ("BNAPS") handbook – *Canadian Stamps with Perforated Initials*, Fourth Edition.

Acknowledgments

2026

Today, it seems we are all very busy with our own lives and goals. Sometimes, however, we need to stop, set our own desires aside, and work for the betterment of the larger group. I thoroughly enjoyed setting my own collections aside for a short time and participating in this update project. None of this would have been possible for me without a couple other guys setting their time and projects aside to guide me along. Dan Baugher gave me his digital file of his *2010 Catalog of Railroad Perfins* to start my process through the 2025 update and answered all my initial questions. Steve Endicott got the brunt of my questions and his help in proof reading, suggestions, and corrections kept me somewhat sane during this process. The key to being able to develop this 2026 update was Steve's sharing the controlled perfin catalog images with me in an easy-to-use format. Thanks, guys, for all your patience and time.

RAILROAD PERFINS CATALOG

Identification Details: Horizontally across the middle of the box, in **bold** print, is the catalog number and the perfin rating. The ratings range from A (the scarcest) to F (the most common). These all correspond to the listing in the current *Catalog of United States Perfins*. The description of the orientation of the letters in the perfin pattern (horizontal, diagonal, monogram, etc.) is also provided in this field. There are numerous complexities to this definition. A detailed explanation is provided in Section B.2 of the *Catalog of United States Perfins* Appendix with illustrated examples of all the basic orientations.

Railroad Description: This identifies the railroad company user of the pattern. For most patterns, this identification has been verified by a cover with the corner card of the user. If a General Office has been identified for the railroad, it is indicated in this description. No attempt is made to indicate the many branch offices, stations, depots, etc. for each railroad that may have used the perfined stamps on their outgoing mail. As mentioned in the Preface, I have added the most accepted dates of operation of the named railroad above the General Office listing.

Perfin Description: The bottom half of the description box gives the details of the perfin, again, as listed in the current edition of *The Catalog of United States Perfins*. The first row shows the number of holes for each letter. To the right of this information is the height of the pattern in millimeters. The heights were measured from the middle of the top hole to the middle of the lowest hole. If the height measured more than 5 mm but less than 5½ mm, for instance, it was listed as 5½ mm. If it was more than 4½ mm but less than 5 mm, it was listed as 5 mm.

Any information specific to this perfin, such as control hole location or comments, will be listed here, as well.

The bottom row shows the stamp issue period (**NOT the postmark dates**) of the stamps in which the perfin has been found. The stamp issue periods are “generalized” for the various definitive series to provide one year for the entire series. The actual “earliest & latest” postmark dates can be found in *Catalog of United States Perfins*. The placement of an asterisk “*” after the stamp issue date indicates that the primary user has been verified by its return address on a cover franked with a stamp that was punched with that perfin.

Additional Information: This shows any supplemental information about the pattern. All the supplemental railroad users identified in the *Catalog of United States Perfins* are shown here. I have taken the liberty of adding the (SU) symbol to differentiate these supplemental users from other listed information. Obvious non-railroad users are not included. Random city postmarks (PM)’s are too numerous to include here as well. You can still find these notations in the supplemental information section of the *Catalog of United States Perfins* if you need them. This section also identifies if any Perfined Precancels (“PC”) have been found and the city and state for the PC. In some cases, PC’s have been found in more than one city. This PC information



RAILROAD PERFINS CATALOG



is based on the *Catalog of United States Perfins* and the 2010 *Catalog of Perfined Precancels of the United States, 3rd Edition*. David W. Smith, Editor.



In an effort to add a little fun to this catalog, I have also included historical and other information that railroad enthusiasts enjoy, along with some of the nicknames that were so popular among rail fans.



Informative notes from myself or from the *Catalog of United States Perfins*, Stephen Endicott, Editor, are also included.

RAILROAD PERFINs CATALOG



| | | |
|---|---|---|
|  | <p>Boston Elevated Railway [1897-1947] Boston, MA</p> <p style="text-align: center;">13-10/12-6 5.5/5.5-4</p> <p style="text-align: center;">1902-44 *</p> |  |
| B098 | BE/RY. | E |
| City of Boston's primary mass-transit provider. | | |



| | | |
|---|---|---|
|  | <p>Birmingham Southern Railway [1899-2012] Fairfield, AL</p> <p style="text-align: center;">[41] [11(6)]</p> <p style="text-align: center;">1914</p> |  |
| B129 | [B(H)] | B |
| Short line railroad hauled coal to the steel mills. | | |



| | | |
|---|--|---|
|  | <p>Big Four Lines (Railroad) [1889-1930] Indianapolis, IN (1891-1929)/Cincinnati, OH (1929-30)</p> <p style="text-align: center;">10-4-9/9 4/4.5</p> <p style="text-align: center;">1902-32 *</p> |  |
| B139 | BIG/4 | E |
| (PC) Cincinnati, OH (SU) The Cleveland, Cincinnati, Chicago and Saint Louis Railway Company (SU) The Dayton Union Railway Company, Cincinnati, OH (SU) Railway Express Agency, Chicago, IL | | |



| | | |
|---|---|---|
|  | <p>Bangor Railway & Electric Company [1889-1930] Bangor, ME</p> <p style="text-align: center;">25 5.5</p> <p style="text-align: center;">1902-14 *</p> |  |
| B199.3 | <b[r]< b=""></b[r]<> | C+ |
| Operated trolleys on electric rails between Bangor and Charleston, ME. | | |

RAILROAD PERFINs CATALOG



| | | |
|--|--|---|
|  | <p>Blue Ridge Despatch* [1873-1912+] Boston, MA</p> <p>13-12-10 6-5.5-5.5 1908-38</p> |  |
| B204 | BRD | C+ |
| Editor has documents showing HQ in Cincinnati, OH 1900-1912 *Spelling corrected to Despatch in 2025. A private mail & regional express company | | |



| | | |
|---|--|---|
|  | <p>Buffalo, Rochester & Pittsburgh Railway [1885-1932] Rochester, NY</p> <p>13-12-10 5.5-5.5-5 1908-29 *</p> |  |
| B205 | BRP | E |
| (PC) Rochester, NY (PC) Kingston, TN Primarily a coal hauler. | | |



| | | |
|---|---|---|
|  | <p>Bethlehem Steel Corporation [1899-Present] Lackawanna, NY</p> <p>20(8) 12.5(8.5) 1917-63 *</p> |  |
| B214 | B(S) | E |
| The user was South Buffalo Railway Company, a subsidiary of Bethlehem Steel. It served the steel industry in Buffalo, NY Region. 1899-2001 | | |



| | | |
|---|---|---|
|  | <p>Bush Terminal Company [1896-1971] New York, NY</p> <p>18-10-11 8.5-8.5-8 1902-17 *</p> |  |
| B233 | BTC | D+ |
| An intermodal system operating within Industry City in Upper New York Bay. | | |

RAILROAD PERFINs CATALOG



| | | |
|---|---|---|
|  | <p>Bush Terminal Company [1896-1971] Brooklyn, NY</p> <p>18-10-11 8.5 1916-57 *</p> |  |
| B233.5 | BTC | E |
| An intermodal system operating within Industry City in Upper New York Bay. | | |



| | | |
|--|--|---|
|  | <p>Boston & Albany Railroad [1867-1961] Boston, MA</p> <p>13-12-10 6-4-5.5 1908-30 *</p> |  |
| B252 | B&A | E |
| One of the oldest mainline railroads in America. Built the famous “Horseshoe Curve” in Massachusetts. | | |



| | | |
|---|--|---|
|  | <p>Boston & Albany Railroad [1867-1961] Boston, MA</p> <p>13-12-10 6-4-5.5 1917-32 *</p> |  |
| B252A | B&A | E |
| (PC) Boston, MA (SU) Freight Traffic Department, New York Central Lines, New Haven, CT | | |



| | | |
|---|--|---|
|  | <p>Barre & Chelsea Railroad [1913-56] Barre, VT</p> <p>13-13-8 5-6-5.5 1908-17 *</p> |  |
| B262 | B&C | A |
| Hauled granite from quarries in and around Barre, VT. | | |

RAILROAD PERFINs CATALOG



| | | |
|---|---|---|
|  | Boston & Maine Railroad [1835-1983] Boston, MA 17-12-19 9-4-9 1912 * |  |
| B274.5 | B&M | B+ |
| Once the largest railroad in New England. Built the famous "Hoosac Tunnel". | | |



| | | |
|---|--|---|
|  | Boston & Maine Railroad [1835-1983] Boston, MA 17-12-19 8.5-4-8.5 1908-14 * |  |
| B274.5A | B&M | A |



| | | |
|--|--|---|
|  | Boston & Maine Railroad [1835-1983] Boston, MA 17-12-19 9-4-9 1912-48 * |  |
| B275 | B&M | E |
| Concord, NH Manchester, NH (SU) Conway Electric Street Railway, North Station, Boston, MA (SU) Maine Central Railroad Company, Plymouth, NH | | |

| | | |
|---|---|---|
|  | The Baltimore & Ohio Railroad Company [1830-1987] Baltimore, MD 13-13-10 5.5-6.5-5.5 1902-14 * |  |
| B277 | B&O | E |
| (SU) Buffalo Savings Bank, Buffalo, NY (probably incidental) Oldest railroad and first Common Carrier in the U.S. Nickname: "The Bando" | | |

RAILROAD PERFIN'S CATALOG



| | | |
|---|--|---|
|  | <p>The Baltimore & Ohio Railroad Company [1830-1987] Baltimore, MD</p> <p>13-13-10 5.5-6.5-6 1912-33 *</p> |  |
| | <p>B278 B&O C</p> | |
| Berlin, PA | | |



| | | |
|---|--|---|
|  | <p>The Baltimore & Ohio Railroad Company [1830-1987] Baltimore, MD</p> <p>13-13-10 5.5-6.5-6 1914-26 *</p> |  |
| | <p>B279 B&O E</p> | |
| (PC) Cincinnati, OH (PC) Minneapolis, MN (PC) Cleveland, OH | | |



| | | |
|---|--|---|
|  | <p>The Baltimore & Ohio Railroad Company [1830-1987] Baltimore, MD</p> <p>13-13-10 5.5-7-5.5 1917-83 *</p> |  |
| | <p>B279.5 B&O F</p> | |
| | | |

| | | |
|--|--|---|
|  | <p>The Baltimore & Ohio Railroad Company [1830-1987] Baltimore, MD</p> <p>13-13-10 5.5-7-5.5 Control hole under "B" 1926-44 *</p> |  |
| | <p>B280 B&O F</p> | |
| (PC) Chicago, IL (SU) The Alton Railroad Company (SU) The Baltimore & Ohio Railroad Company, Chicago, IL (SU) The Buffalo, Rochester & Pittsburgh Railway Company | | |

RAILROAD PERFIN'S CATALOG



| | | |
|---|--|---|
|  | <p>The Baltimore & Ohio Railroad Company [1830-1987] Baltimore, MD</p> <p style="text-align: right;">Control hole under “B”</p> <p>13-13-10 6-7-5.5 1914-38 *</p> |  |
| B281 | B&O | D |
| Almeda, KS (PC) Minneapolis, MN (PC) Cincinnati, OH | | |



| | | |
|--|---|---|
|  | <p>The Baltimore & Ohio Railroad Company [1830-1987] Baltimore, MD</p> <p style="text-align: right;">Control hole over “O”</p> <p>13-13-10 5.5-6.5-5.5 1917-22</p> |  |
| B282 | B&O | B |
| This user seems reasonable because this pattern is very similar to B278-B281 whose user is verified as “The Baltimore & Ohio Railroad; General Offices, Baltimore, MD” in the <i>U. S. Perfins Catalog</i> . | | |



| | | |
|--|--|---|
|  | <p>The Baltimore & Ohio Railroad Company [1830-1987] Baltimore, MD</p> <p style="text-align: right;">Control hole under “&”</p> <p>13-13-10 6-7-6 1917-26</p> |  |
| B283 | B&O | A |
| This user seems reasonable because this pattern is very similar to B278-B281 whose user is verified as “The Baltimore & Ohio Railroad; General Offices, Baltimore, MD” in the <i>U. S. Perfins Catalog</i> . | | |

Notes:

RAILROAD PERFINs CATALOG



| | | |
|---|---|---|
|  | Chicago & North Western Railway Company [1859-1995] Chicago, IL 15(11-13) 11-(4) 1908-42 * |  |
| C235 | C(NW) | F |
| (PC) Chicago, IL (PC) Des Moines IA (SU) Chicago and North Western Railway System (SU) Chicago, St. Paul, Minneapolis and Omaha Railway Nickname: "The North Western" | | |



| | | |
|---|---|---|
|  | Chicago & North Western Railway Company [1859-1995] Chicago, IL 15(11-13) 11-(4) 1932-54 * |  |
| C236 | C(NW) | F |
| (SU) C., St. P., M., &O. Ry. Co. (SU) Chicago, St. Paul, Minneapolis, and Omaha Railway Nickname: "The North Western" | | |



| | | |
|---|--|---|
|  | Central of Georgia Railway Company [1895-1963] Savannah, GA 15(8)18(7) 10.5-(4.5)-10.5(4) 1908-54 * |  |
| C246 | C(O)G(F) | F |
| (PC) Savannah, GA (PC) Atlanta, GA (SU) Ocean Steamship Company of Savannah, NYC mailing: Established by and partner of the Central of Georgia. | | |

Notes:

RAILROAD PERFINS CATALOG



| | | |
|---|--|---|
|  | <p>Canadian Pacific Railway Company [1881-Present] Calgary, Alberta, CAN</p> <p>8-10-11 5.5-6.5-6 1938 *</p> |  |
| C277 | CPR | A |
| Although a Canadian headquartered system, the CPR operated in 14 U. S. States. | | |



| | | |
|--|---|---|
|  | <p>Canadian Pacific Railway Company [1881-Present] Calgary, Alberta, CAN</p> <p>9-11-13 7 1926-68 *</p> |  |
| C279 | CPR | E |
| (PC) Chicago, IL (SU) Canadian Pacific Steamships, Limited (SU) Minneapolis, St. Paul & Sault Ste. Marie Railway (SU) Duluth South Shore & Atlantic Railway (SU) Spokane International Railway | | |



| | | |
|---|---|---|
|  | <p>Canadian Pacific Railway Company [1881-Present] Calgary, Alberta, CAN</p> <p style="text-align: right; margin-right: 10%;">Control hole under "C"</p> <p>9-11-13 7 1926-58 *</p> |  |
| C280 | CPR | E |
| (PC) New York, NY (SU) Minneapolis, St. Paul & Sault Ste. Marie Railroad | | |

Notes:

RAILROAD PERFINs CATALOG



| | | |
|---|---|---|
|  | <p>Chicago River & Indiana Railroad Company [1880-1976] Chicago, IL</p> <p>8-11-9 5.5-5.5-6 1926-73 *</p> |  |
| C291 | CRI | E |
| (SU) Chicago Junction Railway (SU) Indiana Harbor Belt Railroad Company, Chicago, IL (SU) Penn Central Company, Chicago, IL Serviced the Chicago Union Stock Yards | | |



| | | |
|--|--|---|
|  | <p>The Central Railroad Company of New Jersey [1849-1976] New York, NY/Main Yards: Jersey City, NJ</p> <p>8-12-12/11-6 5.5/4 1908-31 *</p> |  |
| C294 | CRR/NJ | E |
| (SU) Central Railroad of New Jersey (SU) Jersey Central Lines Nicknames: Jersey Central, Big Little Railroad | | |



| | | |
|---|--|---|
|  | <p>The Central Railroad Company of New Jersey [1849-1976] New York, NY/Main Yards: Jersey City, NJ</p> <p>8-12-12/11-6 5.5/4 1917-52 *</p> |  |
| C295 | CRR/NJ | F |
| (SU) Central Railroad of New Jersey (SU) Jersey Central Lines (SU) Reading Railroad (bought controlling interest in the CNJ in 1901.) (SU) Reading Lines | | |



Notes:

RAILROAD PERFINIS CATALOG



| | | |
|---|--|---|
|  | <p>Chicago River & Indiana Railroad Company [1880-1976] Chicago, IL</p> <p>8-11/12-9 5.5/4-5.5 1917-38 *</p> |  |
| C299 | CR/∫ | C+ |
| See C291 above. | | |



| | | |
|---|--|---|
|  | <p>Colorado Southern, New Orleans & Pacific Railway [1905-1910] Houston, TX</p> <p>7-9-11/8-12-8 4 1902-23 *</p> |  |
| C319 | CSN/O&P | C |
| (SU) Cincinnati Southern, New Orleans & Texas Railway | | |



| | | |
|---|---|---|
|  | <p>Columbus & Greenville Railway Company [1923-1972] Columbus, MS</p> <p>13-13-15 9-6.5-9 1926-54 *</p> |  |
| C395 | C&G | E |



| | | |
|---|---|---|
|  | <p>The Chesapeake & Ohio Railway Company [1868-1987] Cleveland, OH</p> <p>8-12-10 6.5-4-6.5 1902-33 *</p> |  |
| C402 | C&O | E |
| (PC) Chicago, IL (PC) Cincinnati, OH (PC) Richmond, VA | | |

RAILROAD PERFINs CATALOG



| | | |
|---|---|---|
|  | <p>The Chesapeake & Ohio Railway Company [1868-1987] Cleveland, OH</p> <p>8-12-10 6.5-5-7 1926-46 *</p> |  |
| C403 | C&O | E |
| (SU) Pere Marquette Railway Company | | |



| | | |
|---|---|---|
|  | <p>The Chesapeake & Ohio Railway Company [1868-1987] Cleveland, OH</p> <p>8-12-10 7-5-7 1938-54 *</p> |  |
| C404 | C&O | E |



| | | |
|---|---|---|
|  | <p>Colorado & Southern Railway Company [1898-1981] Denver, CO</p> <p>8-12-11/11-6 5.5-4-5.5/5.5-4 1908-17 *</p> |  |
| C413.5 | C&S/Ry | B |
| 1908: Acquired by Chicago, Burlington & Quincy Railroad (C043) but operated as an independent railroad. | | |

| | | |
|--|---|---|
|  | <p>Charleston & Western Carolina Railway [1896-1959] Augusta, GA</p> <p>8-12/14-8 5.5-4.5/5.5 1918-38 *</p> |  |
| C414 | C&WC | C+ |
| 1897: Acquired by Atlantic Coast Line Railroad Company (A076) but operated as an independent railroad. | | |



RAILROAD PERFINs CATALOG



| | | |
|---|--|---|
|  | <p>Saint Louis San Francisco Railway [1876-1980] Saint Louis, MO / Main Yard: Springfield, MO</p> <p>12-11 11-11 1932-78 *</p> |  |
| F095 | FL | F |
| Trade Name: Frisco Lines (SU) Quanah, Acme & Pacific Railway Company, General Offices: Quanah, TX; acquired by Frisco Lines in 1911. | | |



| | | |
|---|--|---|
|  | <p>Saint Louis San Francisco Railway [1876-1980] Saint Louis, MO / Main Yard: Springfield, MO</p> <p>13-11 10 1902-46</p> |  |
| F096 | FL | E |
| Springfield, MO (PC) Saint Louis, MO Trade Name: Frisco Lines | | |

| | | |
|---|---|---|
|  | <p>Galveston, Houston & Henderson Railroad [1859-1995] Houston, TX</p> <p>14-15 8-8.5 1902-58 *</p> |  |
| G091 | GH | F |
| (PC) Houston, TX (SU) Southern Pacific Line, Houston, TX (SU) Southern Pacific Lines in Texas & Louisiana (SU) Texas & New Orleans Railroad (SU) Southern Pacific Steamship Lines, "Morgan Line", San Antonio, TX | | |

RAILROAD PERFINS CATALOG



| | | |
|--|--|---|
|  | <p>Gulf, Mobile & Northern Railroad [1917-40] Mobile, AL</p> <p>9-12/12-11 4.5/4 1918-44 *</p> |  |
| G128 | GM/&N | E |
| (PC) Soledad, CA 1940: Merged with the Mobile & Ohio Railroad to become: (SU) Gulf, Mobile & Ohio Railroad Company (SU) <i>G. M. & N. News</i> , Mobile, AL | | |



| | | |
|---|---|---|
|  | <p>Gulf, Mobile & Ohio Railroad Company [1938-72] Mobile, AL</p> <p>9-12/12-8 4.5 1926-68 *</p> |  |
| G129 | GM/&O | E |



| | | |
|---|---|---|
|  | <p>Great Northern Railway Company [1889-1970] Saint Paul, MN</p> <p>12-14 7.5 1954-68 *</p> |  |
| G131 | G.N | E |
| (SU) Burlington Northern | | |

Notes:

RAILROAD PERFINs CATALOG



| | | |
|---|---|---|
|  | Great Northern Railway Company [1889-1970] Saint Paul, MN 15-17 9 1908-23 * |  |
| G132 | GN | D |
| Portland, OR (SU) Spokane, Portland & Seattle Railroad Company (SU) Oregon Electric Railway Company (SU) Oregon Trunk Railway (SU) Northern Pacific Railway | | |



| | | |
|---|---|---|
|  | Great Northern Railway Company [1889-1970] Saint Paul, MN 15-17 9 1926-63 * |  |
| G132A | GN | F |
| (SU) Great Northern, Seattle, WA (SU) Northern Pacific Railway Company, Saint Paul, MN (SU) The <i>Great Northern Goat</i> , Saint Paul, MN | | |



| | | |
|---|--|---|
|  | Great Northern Railway Company [1889-1970] Saint Paul, MN 10-14/10-6 5.5/5-4 1902-08 * |  |
| G137 | GN/RV | C+ |



Notes:

RAILROAD PERFINs CATALOG

| | | |
|--|--|---|
|  | <p>Georgia Railroad [1833-1980] Atlanta, GA</p> <p>16-18-18 11.5 1917-54 *</p> |  |
| G157 | GRR | D+ |
| Full Name: Georgia Railroad & Banking Company (PC) Augusta, GA (SU) Atlanta and West Point Rail Road Company (SU) The Western Railroad of Alabama | | |

| | | |
|---|--|---|
|  | <p>Gulf & Ship Island Railroad [1882-1925] Gulfport, MS</p> <p>10-11-9 5.5 1918-23 *</p> |  |
| G165 | GSI | B+ |
| 1923: Purchased by Illinois Central. | | |

| | | |
|---|--|---|
|  | <p>Gulf & Ship Island Railroad [1882-1925] Gulfport, MS</p> <p>10-11-9 5.5 1914-18 *</p> |  |
| G165A | GSI | C+ |

| | | |
|---|--|---|
|  | <p>Grand Trunk Railway [1850-1923] Detroit, MI</p> <p>10-7-11 5.5 1917-18</p> |  |
| G180 | GTR | B+ |
| 1923: Absorbed by Canadian National Railway | | |

RAILROAD PERFINs CATALOG



| | | |
|--|--|----------|
| | <p>Houston Belt & Terminal Railway, Houston, TX [1905-Present] Houston, TX</p> <p>11/10-12-6 5.5/4.5-4-4.5 1902-14 *</p> | |
| H036 | H/B&T | D |
| (SU) Hibernia Bank & Trust Company New Orleans, LA (Reported to be primary user but for the purpose of this RXR catalog it will be shown this way) | | |



| | | |
|---------------|---|----------|
| | <p>Illinois Central Railroad [1851-1999] Chicago, IL</p> <p>10-10 7 1954-71 *</p> | |
| I020.5 | IC | F |



| | | |
|---|---|----------|
| | <p>Illinois Central Railroad [1851-1999] Chicago, IL</p> <p>12-13 9.5 1902-54 *</p> | |
| I021 | IC | E |
| <p>(PC) Kansas City, MO (SU) The Order of Railroad Telegraphers; American Railway Association, Chicago, IL (SU) The Yazoo & Mississippi Valley Railroad Company, Chicago, IL</p> <p>In later usages of I022, the control pin is missing in at least one die, producing a close match to I021. Thus reports of usages of I021 in the Prexy and Liberty issues are in doubt, as these may be missing the control pin punch of I022.</p> | | |

Notes:



RAILROAD PERFINs CATALOG



| | | |
|--|--|---|
|  | <p>Illinois Central Railroad [1851-1999] Chicago, IL</p> <p style="text-align: right;">See the note below on the control pin.</p> <p>12-13 9.5 1926-64 *</p> |  |
| I022 | IC | E |
| (PC) Chicago, IL (SU) Illinois Central System | | |
| The extra pin in the “C” that makes it appear to be a “G” is a control pin. This control pin is missing on at least one die in later usages, making it look like the I021. | | |



| | | |
|---|---|---|
|  | <p>Indiana Harbor Belt Railroad [1896-Present] Chicago, IL / Hammond, IN</p> <p>9-11-13 5.5-6-6 1917-33 *</p> |  |
| I040 | IHB | D+ |
| A terminal line to serve greater Chicago, started in Hammond, Indiana with the meat packing industry. | | |

| | | |
|---|---|---|
|  | <p>Indiana Harbor Belt Railroad [1896-Present] Chicago, IL / Hammond, IN</p> <p>9-11-13 5.5-5.5-6 1926-81 *</p> |  |
| I040.5 | IHB | E |
| (SU) Chicago Junction Railway, Chicago, IL (SU) The Chicago River & Indiana Railroad Company (SU) The New York Central System | | |

RAILROAD PERFINs CATALOG



| | | |
|---|---|---|
|  | <p>International & Great Northern Railroad [1873-1956] Houston, TX</p> <p>14-12/9-11 4-4.5/4.5-4 1902-54 *</p> |  |
| I122 | I&/GN | E |
| (SU) International-Great Northern Railroad Company, Houston, TX (SU) Missouri Pacific Lines (SU) Missouri Pacific Railroad Company, Palestine, TX | | |



| | | |
|---|---|---|
|  | <p>Kansas City Southern Railway Company [1887-2023] Kansas City, MO</p> <p>10-8-11 5.5 1908-55 *</p> |  |
| K021 | KCS | E |
| (PC) Kansas City, MO (SU) Kansas City Southern Lines, Kansas City, MO (SU) Louisiana & Arkansas Railway Company | | |



| | | |
|---|---|---|
|  | <p>Kansas City Terminal Railway [1906-Present] Kansas City, MO</p> <p>10-8-7 5 1908-17 *</p> |  |
| K023 | KCT | B |
| Kansas City is the second busiest freight rail hub in the U. S. KCT continues to be a major network here. | | |

Notes:

RAILROAD PERFINIS CATALOG

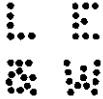

| | | |
|---|---|---|
|  | <p>Kanawha Dispatch [-] Cincinnati, OH</p> <p>10-10 6 1912-38 *</p> |  |
| K025 | KD | C+ |
| <p>This is a subsidiary of the Chesapeake & Ohio Railroad. Various spellings. Basically, a fast-freight forwarding & routing service line in Kanawha region of West Virginia.</p> | | |



| | | |
|---|---|---|
|  | <p>Knoxville Railway & Light Company [1888-1947] Knoxville, TN</p> <p>9-10/12/6-7 4 1908-12 *</p> |  |
| K056 | KR/ & LC | B |
| <p>Operated streetcars in Knoxville until 1947.</p> | | |



| | | |
|--|--|---|
|  | <p>Los Angeles-Salt Lake Railroad [1901-1987] Los Angeles, CA</p> <p>6-8/9-6 4 1917-34 *</p> |  |
| L020 | LA/SL | E |
| <p>(SU) Overland Terminal Warehouse, Los Angeles, CA 1916: Renamed: (SU) Los Angeles & Salt Lake Railroad Company Nicknames: "The Clark Road" & "The Salt Lake Route"</p> | | |



Notes:

RAILROAD PERFINs CATALOG



| | | |
|---|---|---|
|  | <p>Lake Erie & Western Railroad [1887-1923] Peoria, IL</p> <p>6-9/12-12 4 1908-20 *</p> |  |
| L082 | LE/W | C |
| Indianapolis, IN 1923: Consolidated, with others, to form New York, Chicago & Saint Louis (Nickle Plate Road). | | |



| | | |
|---|--|---|
|  | <p>Long Island Railroad Company [1834-Present] Jamaica, NY</p> <p>10-8/10-10 5/4.5 1908-26 *</p> |  |
| L102 | LI/RR | E |
| Jamaica, NY Busiest commuter railroad in North America. | | |



| | | |
|---|--|---|
|  | <p>Louisiana Southern Railway Company [1897-1952] New Orleans, LA</p> <p>7-11-11 5.5 1912-22 *</p> |  |
| L142 | LSR | C+ |
| (PC) Abbeville, LA (PC) Gueydan, LA (PC) New Orleans, LA | | |


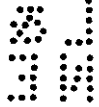
| | | |
|---|--|---|
|  | <p>Lake Shore & Michigan Southern Railroad [1869-1914] New York, NY</p> <p>6-9/12/12-9 4.5/4/4.5 1902-16 *</p> |  |
| L146 | LS/Ms | D |
| (SU) Chicago, Indiana & Southern Railroad 1914: Became part of the New York Central. | | |

RAILROAD PERFINs CATALOG

| | | |
|--|---|---|
|  | <p>Lehigh Valley Railroad Company [1853-1976] New York, NY / Bethlehem, PA</p> <p>10-13 7.5 1902-17 *</p> |  |
| L156 | LV | E |
| (SU) Lehigh Valley Transportation Company, Kansas City, MO (SU) Walter T Moore, Philadelphia, PA Nickname: "Route of the Black Diamond" (coal) | | |

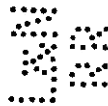

| | | |
|---|---|---|
|  | <p>Lehigh Valley Railroad [1853-1976] New York, NY / Bethlehem, PA</p> <p>10-13 7.5 1917-18 *</p> |  |
| L156A | LV | C |



| | | |
|--|---|---|
|  | <p>Louisiana & Arkansas Railway Company [1898-1992] Shreveport, LA / Kansas City, MO</p> <p>7-12-10 5.5-4-5.5 1926-43 *</p> |  |
| L164 | L&A | E |
| (PC) Davenport, IA (PC) Shreveport, LA (SU) Kansas City Southern Lines (SU) Louisiana, Arkansas & Texas Railway Company (SU) KCS-L&A Railway Lines, Shreveport, LA | | |



| | | |
|---|---|---|
|  | <p>Lehigh & New England Railroad [1895-1961] Philadelphia, PA</p> <p>7-12/13-10 5.5-4/5.5 1917-54 *</p> |  |
| L186 | L&NE | E |

RAILROAD PERFINs CATALOG



| | | |
|---|--|---|
|  | <p>Louisville & Nashville Railroad Company [1850-1982] Louisville, KY</p> <p style="text-align: center;">7-12-14/10-10 5.5-4-5.5/4.5</p> <p>1908-26 *</p> |  |
| L187 | L&N/RR | E |
| (SU) Louisiana Railway & Navigation Company, Little Rock, AR Nicknames: 'The Old Reliable' & "The L&N" | | |



| | | |
|---|--|---|
|  | <p>Louisville & Nashville Railroad Company [1850-1982] Louisville, KY</p> <p style="text-align: center;">7-12-14/10-10 5.5-4.5-5.5/4.5</p> <p>1902-14 *</p> |  |
| L187.5 | L&N/RR | E |



| | | |
|---|--|---|
|  | <p>Louisville & Nashville Railroad Company [1850-1982] Louisville, KY</p> <p style="text-align: center;">7-12-14/10-10 5.5-4.5-5.5/4.5</p> <p>1933-68 *</p> |  |
| L188 | L&N/RR | E |



| | | |
|---|--|---|
|  | <p>Louisville & Nashville Railroad Company [1850-1982] Louisville, KY</p> <p style="text-align: center;">7-12-14/10-10 5.5-4.5-5.5/4.5</p> <p>1923-33 *</p> |  |
| L188A | L&N/RR | D |

RAILROAD PERFINs CATALOG



| | | |
|--|--|---|
|  | <p>Missouri Pacific Railroad Company [1872-1997] Saint Louis, MO</p> <p>17-9/10-10 5.5/4.5 1914-40 *</p> |  |
| M211 | MP/RR | E |
| (PC) Kansas City, MO (PC) Wichita, KS (PC) Chicago, IL (PC) Salina, KS (PC) Saint Louis, MO Nickname: "MoPac" | | |



| | | |
|---|--|---|
|  | <p>Missouri Pacific Railroad Company [1872-1997] Saint Louis, MO</p> <p>17-9/10-10 5.5/4.5 1926-58 *</p> |  |
| M211A | MP/RR | E |
| Coffeerville, KS Nickname: "MoPac" | | |



| | | |
|---|---|---|
|  | <p>Missouri Pacific Railroad Company [1872-1997] Saint Louis, MO</p> <p>14-9/10-6 5.5/4 1908-16 *</p> |  |
| M212 | MP/RY | E |
| (PC) Saint Louis, MO (SU) Iron Mountain & Southern Railway Company (SU) Missouri Pacific Iron Mountain Nickname: "MoPac" | | |

| | | |
|---|---|---|
|  | <p>Market Street Railway Company [1857-1944] San Francisco, CA</p> <p>12-9/10-6 4.5 1926-45 *</p> |  |
| M250 | MS/RY | C+ |
| An urban streetcar system | | |



RAILROAD PERFINs CATALOG



| | | |
|--|--|---|
|  | <p>The Minneapolis & Saint Louis Railway Company [1870-1960] New York, NY / Minneapolis, MN 15/11-6-7 5/5-4-5 1908-58 *</p> |  |
| M252 | M/STL | E |
| New York, NY (PC) Minneapolis, MN (SU) & Nickname: “The Peoria Gateway Line” | | |



| | | |
|---|--|--|
|  | <p>Midland Valley Railroad Company [1903-1964] Muskogee, OK</p> <p>17-11 6.5 1908-54 *</p> |  |
| M268 | MV | F |
| (SU) Kansas, Oklahoma & Gulf Railway Company, Muskogee, OK (SU) Oklahoma City-Ada-Atoka Railway Company Nickname: One of the “Muskogee Roads” Corporate HQ in Philadelphia, PA | | |



| | | |
|---|--|---|
|  | <p>Western Maryland Railroad Company [1852-1983] Baltimore, MD</p> <p>[20] [4] 1917-20 *</p> |  |
| M272.5 | [M/W] | B |
| Nicknames: “Fast Freight Line” & “Wild Mary” | | |

RAILROAD PERFINs CATALOG



| | | |
|--|---|---|
|  | Western Maryland Railroad Company [1852-1983] Baltimore, MD [24] [5.5] 1914-18 * |  |
| M273 | [M/W] | C |
| (PC) Baltimore, MD (SU) Dudley & Gray, Baltimore, MD (Incidental use, perhaps an auditor for the company) | | |



| | | |
|---|---|---|
|  | Western Maryland Railroad Company [1852-1983] Baltimore, MD 18([24]) 11.5([5.5]) 1912-14 * |  |
| M274 | Circle([M/W]) | C |

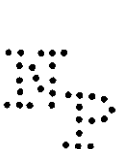

| | | |
|---|---|---|
|  | Mobile & Ohio Railroad Company [1848-1940] Mobile, AL 14-12-10 5-4-5.5 1908-38 * |  |
| M303 | M&O | E |
| Saint Louis, MO Nickname: "The Mobile Road" | | |

| | | |
|---|--|---|
|  | Northern Alabama Railroad [1895-1939] Washington, D.C. 13-10/11-6 5.5/5.5-4 1908-33 * |  |
| N020 | NA/RV | C+ |
| (PC) Cincinnati, OH (SU) Southern Railway System, Cincinnati, OH | | |

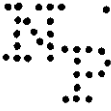

RAILROAD PERFINs CATALOG



| | | |
|--|---|---|
|  | <p>Northern Electric Railway [1905-1914] San Francisco, CA</p> <p style="margin-top: 10px;">13-10-11 5.5 1917-25 *</p> |  |
| N073 | NER | B |
| Reorganized as: (SU) Sacramento Northern Railway (1918-23) (SU) Western Pacific Railway (after 1925) An Interurban railway | | |



| | | |
|---|--|---|
|  | <p>Northern Pacific Railway Company [1864-1970] Saint Paul, MN</p> <p style="margin-top: 10px;">18-13 7 1908-17 *</p> |  |
| N129 | NP | D+ |
| (PC) Saint Paul, MN (SU) Northern Pacific, Yellowstone Park Line | | |

| | | |
|--|--|---|
|  | <p>Northern Pacific Railway Company [1864-1970] Saint Paul, MN</p> <p style="margin-top: 10px;">18-13 7 1908-68 *</p> |  |
| N129A | NP | F |
| Seattle, WA (SU) Northern Pacific Railroad (SU) Northern Pacific Transport Company, Seattle, WA (SU) Minneapolis, St. Paul & Sault Ste. Marie Railroad Company, Minneapolis, MN (SU) Burlington Northern, Portland, OR | | |



RAILROAD PERFINs CATALOG



| | | |
|---|--|---|
|  | Northern Pacific Railway Company [1864-1970] Saint Paul, MN <div style="text-align: right; margin-top: 10px;">Control hole over “P”</div> 18-13 7 1902-54 * |  |
| N130 | NP | E |
| (PC) Kansas City, MO | | |



| | | |
|--|---|---|
|  | Northwestern Pacific Railroad Company [1907-1998] San Francisco, CA Palo Alto, CA 13-14-9 5.5 1922-54 * |  |
| N176 | NWP | D |
| (PC) San Francisco, CA (SU) Petaluma & Santa Rosa Railroad (SU) Pacific Motor Transportation Company | | |



| | | |
|---|--|---|
|  | New York Central System [1853-1968] New York, NY 14-8-8 5.5 1902-65 * |  |
| N182 | NYC | F |
| (PC) Chicago, IL (PC) Corning, NY (PC) Lewis Center, OH (PC) New York, NY (SU) Boston & Albany Railroad (SU) Boston & Albany District (SU) Central Indiana Railway Company (SU) The New York Central Railroad Company (SU) C.C.C. and St. L Railway (SU) Michigan Central Railroad. (SU) The Michigan Central Railroad Company (SU) New York Central Lines (SU) New York Central Railroad Company, Detroit, MI (SU) New York Central & Hudson River Railroad (SU) The Cleveland, Cincinnati, Chicago, & Saint Louis Railway Company | | |

RAILROAD PERFINIS CATALOG



| | | |
|---|---|---|
|  | <p>New York Central System [1853-1968] New York, NY</p> <p style="text-align: right;">Control hole over “N”</p> <p>14-8-8 5.5 1917-33 *</p> |  |
| N183 | NYC | D |
| (PC) Minneapolis, MN (SU) The New York Central Railroad Company, Toledo, OH | | |

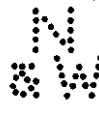

| | | |
|--|---|---|
|  | <p>New York Central System [1853-1968] New York, NY</p> <p>16-9-8 7 1912-40 *</p> |  |
| N184 | NYC | E |
| (PC) Chicago, IL (SU) The New York Central Railroad Company, Mailing from Detroit, MI & San Francisco, CA | | |



| | | |
|---|---|---|
|  | <p>New York Dock Railway [1901-1983] Principal in NYC; Operating in Brooklyn, NY</p> <p>13-8-10/7-8 6-5.5-5.5/4.5 1918-42 *</p> |  |
| N189 | NYD/CO | D+ |
| (PC) New York City, NY A contract terminal with warehousing & storage | | |



| | | |
|---|---|---|
|  | <p>The New York, New Haven & Hartford Railroad Company [1872-1968] New Haven, CN</p> <p>11-6/11-9 4.5-4/4 1908-16 *</p> |  |
| N194 | NY/NH | D |
| (SU) William Hambridge, Danbury, CT(editor cannot locate any relationship) Nickname: “The Consolidated”; “New Haven”; “The Shore Line Route” | | |

RAILROAD PERFINs CATALOG



| | | |
|---|---|---|
|  | <p>The New York, New Haven & Hartford Railroad Company</p> <p>[1872-1968] New Haven, CN 13-8/13-11 1908-14 *</p> <p style="text-align: right;">6-5.5/5.5</p> |  |
| N195 | NY/NH | B+ |
| Nickname: “The Consolidated”; “New Haven”; “The Shore Line Route” | | |



| | | |
|---|--|---|
|  | <p>Norfolk & Western Railway Company</p> <p>[1870-1982] Roanoke, VA</p> <p>14/12-15 1902-33 *</p> <p style="text-align: right;">5.5/4-5</p> |  |
| N211 | N/ W | F |
| Philadelphia, PA (PC) Cincinnati, OH (PC) Roanoke, VA Famous for mfg. its own steam locomotives. Longest use of steam among major RxR’s Nickname: “King Coal” | | |



| | | |
|---|--|---|
|  | <p>Norfolk & Western Railway Company</p> <p>[1870-1982] Roanoke, VA</p> <p>14/12-14 1922-40 *</p> <p style="text-align: right;">5.5/4.5-5.5</p> |  |
| N212 | N/ W | F |
| (PC) Roanoke, VA | | |

| | | |
|---|--|---|
|  | <p>Norfolk & Western Railway Company</p> <p>[1870-1982] Roanoke, VA</p> <p>11/10-11 1926-58 *</p> <p style="text-align: right;">5</p> |  |
| N213 | N/ W | F |
| (PC) Roanoke, VA (SU) <i>Norfolk & Western Magazine</i> | | |



RAILROAD PERFINs CATALOG



| | | |
|--|---|---|
|  | <p>Oregon-Washington Railroad & Navigation Company [1910-1950] Portland, OR 8-12/10-11 1917-36 *</p> <p style="text-align: right; margin-right: 50px;">4.5</p> |  |
| O094 | OW/RN | C+ |
| <p>* See O069 above Tacoma, WA Seattle, WA (PC) Portland, OR (SU) Camas Prairie Railroad Company. Lewiston, ID</p> | | |



| | | |
|--|--|---|
|  | <p>Pacific Coast Coal Company [1860-1927] Seattle, WA 9-8/7-8 1917-58 *</p> <p style="text-align: right; margin-right: 50px;">6/4.5</p> |  |
| P043 | PC/CO | E |
| <p>Tacoma, WA; Wenatchee, WA (PC) Palos Verdes Estates, CA (SU) Pacific Coast Company, Seattle, WA (SU) Pacific Coast Railroad Company, Seattle, WA (SU) Pacific Coast Heating & Appliance Company, Seattle, WA (SU) Pacific Coast Railway Company, San Luis Obispo, CA</p> | | |

| | | |
|---|---|---|
|  | <p>Pacific Electric Railway [1901-1961 passenger; -1965 freight] Los Angeles, CA 14-15 1908-23 *</p> <p style="text-align: right; margin-right: 50px;">8.5</p> |  |
| P069 | PE | B |
| <p>Privately owned mass transit system in Southern California and the largest electric railway system in the world in the 1920's. Nickname: "Red Cars"</p> | | |



RAILROAD PERFINs CATALOG



| | | |
|---|--|---|
|  | The Pennsylvania Railroad Company [1846-1968] Philadelphia, PA 11-13-13 7 1918-50 * |  |
| P198 | PRR | E |
| (PC) Altoona, PA Pennsylvania Railroad postal covers will come with variations, besides the main listing: Pennsylvania Railroad; The Pennsylvania Railroad; Pennsylvania Railroad Company; Pennsylvania System. *This note also applies to P196, P197, P199, P200. | | |



| | | |
|---|--|---|
|  | The Pennsylvania Railroad Company [1846-1968] Philadelphia, PA 10-11-11/7-6 5.5/4-3 1902-17 * |  |
| P199 | PRR | E |
| (PC) Erie, PA (SU) The Philadelphia, Baltimore & Washington Railroad Company (SU) Northern Central Railroad Company (SU) West Jersey & Seashore Railroad Company *See note with P198 | | |



| | | |
|--|--|---|
|  | The Pennsylvania Railroad Company [1846-1968] Philadelphia, PA 10-11-11/7-6 5.5/4-3 1908-23 * |  |
| P200 | PRR | E |
| (PC) Altoona, PA (PC) Chicago, IL (PC) Erie, PA (SU) Pennsylvania Railroad Eastern Lines, Harrisburg, PA (SU) The Philadelphia, Baltimore, & Washington Railroad Company *See note with P198 | | |

RAILROAD PERFINs CATALOG



| | | |
|---|--|---|
|  | <p>Puerto Rico Light & Power Railway Company [1906-approx. 1932] Fajardo, PR</p> <p style="text-align: center;">9-11/11-7-9 5.5 1922-38</p> |  |
| P201 | PR/RLP | C+ |
| Fajardo, PR; Rio Piedras, PR Also seen spelled Porto Rico | | |



| | | |
|--|--|---|
|  | <p>The Pennsylvania System [1905-1977] Philadelphia, PA</p> <p style="text-align: center;">14-14 8 1912-22 *</p> |  |
| P202 | PS | C |
| *Previously attributed to Puget Sound Division, Chicago, Milwaukee, Saint Paul & Pacific Railroad but with some doubts. Attributed to The Pennsylvania System in 2026. | | |



| | | |
|--|---|---|
|  | <p>Puget Sound Division, Chicago, Milwaukee, Saint Paul & Pacific Railroad [1905-1977] Chicago, IL</p> <p style="text-align: center;">14-14 8 1908-63 *</p> |  |
| P202A | PS | E |
| Seattle, WA (SU) Chicago, Milwaukee and Puget Sound Railroad (SU) Chicago, Milwaukee and Puget Sound Railway (SU) Chicago, Milwaukee and Saint Paul Railway | | |

| | | |
|---|--|---|
|  | <p>Panhandle & Santa Fe Railway [1914-1965] Amarillo, TX</p> <p style="text-align: center;">9-11-8 5.5 1912-64 *</p> |  |
| P223 | PSF | D |
| (SU) The Atchinson, Topeka and Samta Fe Railway Company, Amarillo, TX | | |



RAILROAD PERFINs CATALOG



| | | |
|---|--|---|
|  | <p>Quincey, Omaha & Kansas City Railroad [1897-1939] Kansas City, MO</p> <p>10/10-12-10/7 4.5/5.5-4-5.5/4 1908-17</p> |  |
| Q007 | Q/O&K/C | B+ |
| aka, "OK Railroad" & "Quincy Route" | | |



| | | |
|---|--|---|
|  | <p>Queen & Crescent Route [1883-1949] New Orleans, LA</p> <p>12-12-8 5.5-4.5-5.5 1908-14 *</p> |  |
| Q009 | Q&C | D+ |
| <p><i>Applies to Q9 & Q10:</i> Not a railroad, but a Route that connected Cincinnati "<i>The Queen City</i>" to New Orleans "<i>The Crescent City</i>" & Shreveport. Jointly operated by the 6 smaller railroads listed below.</p> | | |

| | | |
|---|--|---|
|  | <p>Queen & Crescent Route [1883-1949] New Orleans, LA</p> <p>12-12-8 5-4-5.5 1902-16 *</p> |  |
| Q010 | Q&C | D |
| (SU) Cincinnati, New Orleans and Texas Pacific Railway (SU) Alabama Great Southern Railroad (SU) New Orleans and Northeastern Railroad (SU) Alabama & Vicksburg Railway (SU) Vicksburg, Shreveport, and Pacific Railway (SU) Mobile and Ohio Railroad All were owned by the (SU) Southern Railway | | |

RAILROAD PERFINs CATALOG



| | | |
|--|---|---|
|  | <p>Alaskan Railroad [1903-Present] Anchorage, AK</p> <p>11-17-11 5-9-5 1914-17</p> |  |
| R014 | RAR | A |
| 1914: was purchased by the U. S. Federal Government who owned & operated it until sold to the State of Alaska in 1985. | | |



| | | |
|---|---|---|
|  | <p>Reading Company (Railroad) [1833-1924 as Philadelphia & Reading Railway Company Then 1924-1976 as Reading Company] Philadelphia, PA</p> <p>11-8-9/7-6 5.5-5.5-6/5-3.5 1926-65 *</p> |  |
| R047 | Rdg/Co. | F |
| (SU) The Baltimore and Ohio Railroad Company; Reading Lines (SU) New Jersey Central, Reading Lines | | |



| | | |
|---|--|---|
|  | <p>The Chicago, Rock Island & Pacific Railway Company [1866-1980] Chicago, IL</p> <p>20-11 9-8 1902-29 *</p> |  |
| R075 | RI | D |
| (PC) Trenton, MO (SU) Chicago, Rock Island and Pacific Railroad (SU) Rock Island Lines (SU) Union Bank Note Company, Kansas City, MO | | |

Notes:

RAILROAD PERFINs CATALOG



| | | |
|--|--|---|
|  | <p>The Chicago, Rock Island & Pacific Railway Company [1866-1980] Chicago, IL 20-11 1926-63 *</p> |  |
| R075.5 | RI | F |
| Milwaukee, WI (PC) Chicago, IL (PC) Kansas City, MO (SU) The Chicago, Rock Island & Gulf Railway Company (SU) Beaver Sand Company, Des Moines, IA (SU) Rock Island Motor Transit Company, Belleville, KS; Salina, KS (SU) St. Louis-San Francisco Railway Company | | |



| | | |
|--|--|--|
|  | <p>Rhode Island Company [1870-1921] Providence, RI 11-9/7-8 1914-19 *</p> |  |
| R083 | RI/CO | B |
| Operated the electric streetcar and trolley system in and around Providence, RI | | |



| | | |
|---|--|---|
|  | <p>Panama Railroad Company [1849-Present] Used in New York, NY office 12-17(12) 1902-12</p> |  |
| R116 | RP(R) | B |
| 1979: U. S. turned over to Panama and became the Panama Canal Railway | | |

Notes:



RAILROAD PERFINs CATALOG



| | | |
|--|---|---|
|  | <p>Rutland Railway Corporation {1843-1963] Rutland, VT</p> <p>9-8-6/7-8-11-8 4/5.5-4-4-4 19020-52 *</p> |  |
| R138 | RUT/LAND | E |
| (PC) Ogdensburg, NY (PC) Burlington, VT (SU) Rutland Railroad Company (SU) Trustees of Rutland Railroad Company Nickname: "Rutland Railroad" | | |



| | | |
|---|--|---|
|  | <p>Seaboard Air Line Railway [1900-1958 Portsmouth, VA: 1958-1967 Richmond, VA]</p> <p>9-8-6 4-4.5-4.5 1938-54 *</p> |  |
| S028 | SAL | E |
| (PC) Portsmouth, VA (SU) Chicago, Duluth and Georgian Bay Transit Company, Buffalo, NY Railroads often used the term "air line" referring to the straightest possible route between two points. | | |

| | | |
|--|--|---|
|  | <p>Seaboard Air Line Railway [1900-1958 Portsmouth, VA: 1958-1967 Richmond, VA]</p> <p>11-10-7 5.5 1902-43 *</p> |  |
| S029 | SAL | E |
| (PC) Portsmouth, VA (SU) Seaboard Railway (SU) Baltimore Steam Packet Company, Baltimore, MD | | |



RAILROAD PERFIN'S CATALOG



| | | |
|---|---|---|
|  | <p>Sylvania Central Railroad Company [1884-1954] Sylvania, GA</p> <p>9-7-9/7-6 4.5/4-3 1902-12</p> |  |
| S087 | SCR/Co | B |
| Only 15 miles long, it connected Sylvania, GA to the mainline railway network in Rocky Ford, GA | | |



| | | |
|---|---|---|
|  | <p>San Diego & Arizona Eastern Railway Company [1932-Present] San Francisco, CA</p> <p>11-10-10 5.5 1922-38 *</p> |  |
| S100 | SDA | C |
| 1906-1932 HQ in San Diego, CA. was sold to Southern Pacific who renamed it San Diego & Arizona Eastern Railway Company. (SU) San Diego & Arizona Railway Company | | |



| | | |
|--|---|---|
|  | <p>Gulf, Colorado & Santa Fe Railway Company [1873-1965] Galveston, TX (to conform to Texas law)</p> <p>11-14-10 6-10.5-6 Control hole under "S" 1917-68 *</p> |  |
| S120 | SFE | F |
| Atlanta, GA, ; Santa Barbara, CA (PC) Chicago, IL; (PC) Topeka, KS; (PC) Wichita, KS; (PC) Kansas City, MO (SU) The Atchison, Topeka & Santa Fe Railway Company, San Bernadino, CA There is a lot of conversation surrounding this issue. Please refer to Seve Endicott's "A & C" listings regarding it's status. | | |

RAILROAD PERFINs CATALOG



| | | |
|---|---|---|
|  | The Atchison, Topeka & Santa Fe Railway Company Topeka, KS Perfin deleted in 2021 / restored 2024 11-14-10 5.5-11.5-5.5 1922-68 * |  |
| S121 | SFE | F |
| (PC) Chicago, IL (PC) Kansas City, MO (PC) Topeks, KS (PC) Wichita, KS | | |



| | | |
|---|--|---|
|  | The Atchison, Topeka & Santa Fe Railway Company [1859-1996] Chicago, IL Control hole under "S" 11-14-10 6-10.5-6 1926-62 * |  |
| S122 | SFE | E |
| (SU) Gulf, Colorado & San Francisco Railway (SU) The Atchison Topeka & Santa Fe Railway Company, Coast Lines | | |



| | | |
|---|--|---|
|  | The Atchison, Topeka & Santa Fe Railway Company [1859-1996] Chicago, IL 11.5-12-4.5 16-15-9 1912-17 * |  |
| S123 | SFE | D+ |
| (SU) Wells Fargo & Company Express, Englewood, KS | | |



| | | |
|--|--|---|
|  | Minneapolis, Saint Paul and Sault Saint Marie Railroad Company [1884-1961] Minneapolis, MN [7-9.5] [21] 1902-56 * |  |
| S170 | [SL] | E |
| (SU) South Shore & Atlantic Railroad (SU) The Duluth, South Shore and Atlantic Railway Company (SU) Mineral Range Railroad Company (SU) Soo Line Railroad Nickname: "The Soo Line" | | |

RAILROAD PERFINs CATALOG



| | | |
|---|---|---|
|  | <p>Southern Railway System [1894-1982] Washington D. C.</p> <p>11-8/8/10-6 5.5-4/-/4-3.5 1902-15 *</p> |  |
| S203 | SO/bar/Ry. | D+ |
| (PC) Cincinnati, OH (SU) Southern Railway Company | | |



| | | |
|--|---|---|
|  | <p>Southern Railway System [1894-1982] Washington D. C.</p> <p>11-8/8/10-6 5.5-4.5/-/4 1917-54 *</p> |  |
| S204 | SO/bar/Ry. | F |
| (PC) Kansas City, MO (PC) Cincinnati, OH (SU) Southeastern Express Company, Atlanta, GA (SU) Tennessean, (RPO) Chattanooga, TN & Memphis, TN; (The Tennessean was a named Passenger train) | | |



| | | |
|---|---|---|
|  | <p>Southern Railway System [1894-1982] Washington D. C.</p> <p>11-8/8/10-6 5.5-4.5/-/4 1917-22 *</p> |  |
| S204A | SO/bar/Ry. | B |
| (PC) Cincinnati, OH | | |



| | | |
|---|---|---|
|  | <p>Southern Railway System [1894-1982] Washington D. C.</p> <p>11-8/8/10-6 5.5-4.5/-/4 1917-19 *</p> |  |
| S204B | SO/bar/Ry. | B |
| (PC) Cincinnati, OH | | |

RAILROAD PERFINs CATALOG



| | | |
|---|--|---|
|  | <p>Southern Railway System [1894-1982] Washington D. C.</p> <p>11-8/8/10-6 5.5-4.5/-/4 1914-17 *</p> |  |
| S204.3 | SO/bar/Ry. | D |
| (SU) Southern Railway Company | | |



| | | |
|--|--|---|
|  | <p>Southern Pacific Company [1865-1996] San Francisco, CA</p> <p>13-14 7-6.5 1917-26 *</p> |  |
| S213B | SP | D+ |
| (SU) <i>Sunset Magazine</i> , Los Angeles, CA Nickname: Southern Pacific Railroad | | |



| | | |
|---|--|---|
|  | <p>Southern Pacific Lines [1865-1996] San Francisco, CA</p> <p>13-14 7-6.5 Control hole under "S" 1914-32 *</p> |  |
| S214 | SP | D+ |
| | | |



| | | |
|---|--|---|
|  | <p>Southern Pacific Company [1865-1996] San Francisco, CA</p> <p>13-14 7-6.5 1902-23 *</p> |  |
| S215 | SP | F |
| (PC) San Francisco, CA (SU) <i>Sunset Magazine</i> , San Francisco, CA; this magazine was published by Southern Pacific to publicize California. | | |

RAILROAD PERFINs CATALOG



| | | |
|--|--|---|
|  | <p>Chicago, Milwaukee & Saint Paul Railway Company [1847-1986] Chicago, IL 14-7-14 11.5-6-11.5 1926-65 *</p> |  |
| S287.5 | STP | F |
| (PC) Chicago, IL (PC) Le Center, MN Known after 1928 as: (SU) Chicago, Milwaukee, Saint Paul & Pacific Railroad Company (SU) Pere Marquette Railway Company | | |

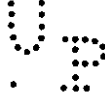

| | | |
|---|--|---|
|  | <p>East St. Louis & Suburban Railway Company [1898-1930] East Saint Louis, IL 11-10-13 5.5-5-5.5 1908-29 *</p> |  |
| S290 | SUB | C+ |
| An interurban railroad | | |

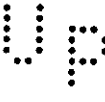

| | | |
|---|--|---|
|  | <p>Spokane & Inland Empire Railroad [1904-1926] Spokane, WA 11-12-9/10 5.5-4-6/5.5 1908-22</p> |  |
| S348 | S&I/E | C |
| An interurban railroad | | |

| | | |
|--|--|---|
|  | <p>Tennessee Coal, Iron & Railroad Company [1876-1952] Birmingham, AL [30] [7-8-7] 1938-63 *</p> |  |
| T023 | [TCI] | E |
| 1907 merged with (SU) United States Steel Company, Fairfield, AL Nicknames: "TCI" & "Tennessee Company" | | |

RAILROAD PERFINs CATALOG



| | | |
|--|---|---|
|  | <p>Union Pacific Railroad Company [1862-Present] Omaha, NB</p> <p>11-14 6.5 1902-30 *</p> |  |
| U060 | UP | E |
| (PC) Omaha, NE (SU) McKeen Motor Car Company, Omaha, NE (Mfg. railroad rolling stock) (SU) Oregon Short Line Railroad Company, Cleveland, OH (1912) (SU) Oregon-Washington Railroad & Navigation Company, Cleveland, OH (1912) (SU) Southern Pacific Company, Cleveland, OH (1912) | | |



| | | |
|---|--|---|
|  | <p>Union Pacific Railroad Company [1862-Present] Omaha, NB</p> <p>11-14 6.5 Control hole under the "U" 1911-65 *</p> |  |
| U061 | UP | D |
| (PC) New York, NY | | |



| | | |
|---|---|---|
|  | <p>Union Pacific Railroad Company [1862-Present] Omaha, NB</p> <p>12-12 7.5 1940-91 *</p> |  |
| U061.5 | UP | F |
| Los Angeles, CA (SU) Yakima Valley Transportation Company, Yakima, WA | | |

Notes:



RAILROAD PERFINs CATALOG



| | | |
|---|---|---|
|  | West Pennsylvania Power Company [1904-1952] Connellsville, PA 19-14 8.5 1926-54 * |  |
| W153 | WP | E |
| (SU) West Penn System, Pittsburgh, PA; Clarion, PA Operated as West Penn Railways Company (trolleys) | | |

| | | |
|--|--|---|
|  | The Western Pacific Railroad Company [1903-1982] San Francisco, CA 19-13 10.5-10 1912-1972 * |  |
| W154 | WP | C |
| Oakland, CA (SU) Alameda Belt Line, Alameda, CA (SU) Tidewater Southern Railroad (SU) Sacramento Northern Railroad *After the late 1930's, only the damaged pattern missing one or two holes in the middle vertical leg of the "W" have been seen. | | |

| | | |
|---|---|---|
|  | The Western Pacific Railroad Company [1903-1982] San Francisco, CA 21-13 12 1908-40 * |  |
| W155 | WP | E |
| Known for operating the "California Zephyr" passenger train thru the scenic Feather River Canyon. | | |

RAILROAD PERFIN'S CATALOG

| | | |
|---|--|---|
|  | <p>White Pass & Yukon Railway [1900-1982] Skagway, AK</p> <p>12-8/12/6-9 4/4/3.5-4 1902-18 *</p> |  |
| W171 | WP/&/YR | B |
| <p>(SU) White Pass & Yukon Route An isolated system linking the port of Skagway to Whitehorse. Vitally important during the gold rush and WWII.</p> | | |

| | | |
|--|--|---|
|  | <p>Washington Southern Railway Company [1911-1920] Washington D. C.</p> <p>21-15 8.5 1912-17 *</p> |  |
| W177 | WS | B |
| <p>Small but important railroad operating between Quantico, VA and Alexandria, VA Controlled by the Pennsylvania Railroad (PRR)</p> | | |

| | | |
|--|--|--|
| | | |
| | | |

| | | |
|--|--|--|
| | | |
| | | |

RAILROAD PERFINS CATALOG

Section 3 Canadian Railroad Perfin Catalog, Introductory Comments


Due to the interaction, not only of the railroads, but also railroad perfin collectors, a section of Canadian Railroad Perfins have traditionally been included in this publication.

Since the publication of the 4th Edition, there have been two subsequent updates - the 5th Edition and 6th Editions. Based on my research, the only substantive changes introduced were revisions to the numbering of the perfins. The 6th Edition is normally available at no charge on the BNAPS website.

While I really wish I could have included an update of the supporting text and railroad information, doing so would require access to accurate, electronic perfin images comparable to those available for the U. S. perfins-access which I do not currently have.

As a result, the best available option has been to reprint the 4th Edition material. An addendum is included at the end of this section, detailing the number changes from the 5th & 6th editions.

The listings for the Canadian Railroad perfins are based on the information provided in the 1985 *Canadian Stamps with Perforated Initial, Fourth Edition*, J.C. Johnson and G. Tomasson, Editors (“Canadian Perfins handbook”) plus updates to 2009.

| Perfin Pattern | Railroad Description | Details | Additional Information |
|---|---|-----------------------------------|------------------------|
|  | Alberta Railway & Irrigation Co. Lethbridge, AB. | ARI 1903-11 6-6.5-6 | |

Perfin Pattern: Displays the pattern for the perfin along with the rating. The figure is inverted so that the stamps can be superimposed to verify the insignia in the stamp with the pattern. Most perfins have the insignia in Position 1 which allows superimposition from the back of the underside of the stamp so that the color and design of the stamp do not interfere with identification. The ratings range from A (the scarcest) to I (the most common) and correspond to the Canadian Perfins handbook.

RAILROAD PERFINS CATALOG

Railroad Description: Identifies the name of the company that purchased the perforator. In most cases, it will also be the name of the company which operated the perforator. In the case of a company having more than one name (other than a takeover), the most recognized name is used.

The location listed under the user's name is the city where the perforator was located while being used by the company. The first city is listed in the case of the perforator being used for two or more cities.

Details: The first row indicates the letters used for this pattern. A slash between two letters indicates the pattern is on two lines. When a letter is enclosed in a set of parenthesis, it means that there is one major letter and that all other letters are enclosed within that major letter.

The second row provides an estimate of the time frame of the use of the perfin pattern, based on the 1980-82 survey by the BNAPS Perfins Study Group and earlier editions of the Canadian Perfins handbook. The years listed give a guide to the period that a machine was in use, even though holding of stamp inventories by companies prior to perforating may result in slightly misleading dates.






The third row shows the height of the pattern in millimeters. The heights were measured from the middle of the top hole to the middle of the lowest hole. If the height measured more than 5 mm but less than 5½ mm, for instance, it was listed as 5½ mm. If it was more than 4½ mm but less than 5 mm, it was listed as 5 mm.

The fourth row shows the number of holes for each letter.







Additional Information: This shows any supplemental information about the pattern. This section also identifies if there are any Perfined Precancel Perfins ("PC") have been found and the city and state for the PC. In some cases, PC's have been found on more than one city. This PC information is based on information provided in Addendum E of the Canadian Perfins handbook and *The Standard Canada Precancel Catalog 5th Edition* (Reference 5).

RAILROAD PERFINS CATALOG







Section 4 Canadian Railroad Perfin Catalog

| Perfin Pattern | Railroad Description | Details | Additional Information |
|---|--|-------------------------------|---|
|  A5 C | Alberta Railway & Irrigation Co. Lethbridge, AB. | ARI 1903-11 6-6.5-6 | Leased to the Canadian Pacific Railway for 999 years, in 1912. |
|  B5 D | British Columbia Electric Railway Vancouver, B.C. | BC/ER 1911-27 4 | Taken over by the BC Government in 1961, becoming a division of B.C. Hydro. In 1989 sold to Southern Railway of British Columbia. |
|  C40 F | Canadian Northern Railway Winnipeg, MB. | CNR 1903-29 5-5.5-5 | Became part of the Canadian National Railways in 1923. |
|  C41 H | Canadian National Railways Toronto, ON. | CNR 1932-80 4.5 | Perforator located in Edmonton, AB after 1961 |
|  C42 H | Canadian Northern Railways Toronto, ON. | CNR 1903-49 5 | Became part of the Canadian National Railways in 1923. (PC) Toronto, ON. |







RAILROAD PERFINS CATALOG

| Perfin Pattern | Railroad Description | Details | Additional Information |
|--|---|---|---|
|  C43 H | Canadian National Railways Vancouver, B.C. | CNR 1922- Curr 5.5/6/5 | (PC) General |
|  C44 F | Canadian National Railways Montreal, P.Q. | CNR 1911-30 5 | 3 holes in the N |
|  C45 I | Canadian National Railways Winnipeg, MB. | CNR 1923-curr 5.5 | 3 holes in the N |
|  C46 I | Canadian National Railways Montreal, P.Q. | CNR 1922-73 7 | |
|  C49 D | Canadian Pacific Railway Co. Winnipeg, MB. | CPR 1903-18 5 | |
|  C50 H | Canadian Pacific Railway Montreal, P.Q. | CPR 1903-37 5/6/5 | Warning: C52 without the code hole (common) appears to be C50 |







RAILROAD PERFIN CATALOG

| Perfin Pattern | Railroad Description | Details | Additional Information |
|--|---|---------------------------------|---|
|  C51 I | Canadian Pacific Railway Co. Montreal, P.Q. | CPR 1932-77 5/6/5.5 | (PC) General |
|  C52 I | Canadian Pacific Railway Co. Winnipeg, MB. | CPR 1911-65 5/7/5.5 | (PC) Winnipeg, MB Warning: C52 without the code hole (common) appears to be C50. |
|  C53 H | Canadian Pacific Railway Co. Vancouver, B.C. | CPR 1911-67 5/6.5/5.5 | |
|  G9 C | Great Northern Railway St. Paul, MN. | GN 1955-69 7 | Stamps purchased in Winnipeg, MB so they can be found with experimental Winnipeg tagging. "D" rated in 6 th Ed. |
|  G10 F | Great Northern Railway St. Paul, MN. | GN 1911-64 8.5 | |
|  G13 F | Grand Trunk Pacific Railway Winnipeg, MB. | GTP 1903-23 5.5-5-5 | Became part of the Canadian National Railways in 1923. |


RAILROAD PERFIN CATALOG

| Perfin Pattern | Railroad Description | Details | Additional Information |
|--|--|------------------------------|--|
|  G14 G | Grand Trunk Railway System Montreal, P.Q. | GTR 1903-23 5 | Became part of the Canadian National Railways in 1923. |
|  I1 C | Intercolonial Railway Moncton, N.B. | IC/R 1872-1911 5 | Now part of the Canadian Pacific Railways |
|  M2 C | Michigan Central Railway Detroit, MI. | MC 1928-32 11-11.5 | |
|  M7 E | Michigan Central Railway Co. Detroit, MI. | MC/RR 1911-31 5/4 | Key player in cross-border rail infrastructure linking US and Canada |
|  M17 C | Mackenzie, Mann Co. Toronto, ON. | MM 1911-28 5.5 | Railway builder/contractor |
|  N28 E | New York Central Railway New York, NY. | NYC 1911-55 5 | |

RAILROAD PERFINS CATALOG

| Perfin Pattern | Railroad Description | Details | Additional Information |
|---|---|--------------------------------|--|
|  N29 B | New York Central Railway New York, NY. | NYC 1911-22 5.5 | |
|  P11 D | Pere Marquette Railway Detroit, MI. | PM 1903-22 7.5-7 | |
|  S14 A | Southern Pacific Railway Los Angeles, CA. | SP 1932 7-6 | |
|  S15 A | Southern Pacific Railway San Francisco, CA. | SP 1922-28 7/6 | "B" rated in 6 th Ed. |
|  S16 A | Southern Pacific Railway Los Angeles, CA. | SP 6.5-7 | |
|  T4 D | Temiskaming & Northern Ontario Railway North Bay, ON. | TN/OR 1911-22 4 | Owned by the Province of Ontario. Name changed in 1946 to Ontario Northland Railway. |

RAILROAD PERFINS CATALOG

| Perfin Pattern | Railroad Description | Details | Additional Information |
|---|--|---|---|
|  <div style="border: 1px solid black; padding: 2px; display: flex; justify-content: space-between; width: 100%;"> W11 C </div> | <p data-bbox="399 302 834 331">White Pass & Yukon Route Railway</p> <p data-bbox="516 489 716 518" style="text-align: center;">Vancouver, B.C.</p> | <p data-bbox="886 302 1000 331">WP/&/YR</p> <p data-bbox="891 365 995 394">1903-22</p> <p data-bbox="922 489 964 518" style="text-align: center;">3.5</p> | <p data-bbox="1044 302 1339 499">An isolated system linking the port of Skagway to Whitehorse. Vitaly important during the gold rush and WWII</p> |

RAILROAD PERFINs CATALOG

Addendum to 4th Edition showing 6th Edition numbers*

| Perfin Pattern | 4 th Edition Number | 6 th Edition Number | User Name | User Location | |
|----------------|--------------------------------|--------------------------------|-----------------------------------|----------------|-----------------------------------|
| ARI | A5 | A6 | Aberta Railway & Irrigation Co. | Lethbridge, AB | |
| BC/ER | B5 | B6 | British Columbia Electric Railway | Vancouver, BC | |
| CNR | C40 | C23 | Canadian Northern Railway | Winnipeg, MB | |
| CNR | C41 | C24 | Canadian National Railway | Toronto, ON | |
| CNR | C42 | C25 | Canadian Northern Railway | Toronto, ON | |
| CNR | C43 | C26 | Canadian National Railway | Vancouver, BC | |
| CNR | C44 | C27 | Canadian National Railway | Montreal, QC | |
| CNR | C45 | C28 | Canadian National Railway | Winnipeg, MB | |
| CNR | C46 | C29 | Canadian National Railway | Montreal, QC | |
| CNR | C49 | C32 | Canadian Pacific Railway Co. | Winnipeg, MB | |
| CNR | C50 | C33 | Canadian Pacific Railway | Montreal, QC | |
| CNR | C51 | C34 | Canadian Pacific Railway Co. | Montreal, QC | |
| CNR | C52 | C35 | Canadian Pacific Railway Co. | Winnipeg, MB | |
| CNR | C53 | C36 | Canadian Pacific Railway Co. | Vancouver, BC | |
| GN | G9 | G9 | Great Northern Railway | Saint Paul, MN | Rating Changed to D in 6th |
| GN | G10 | G10 | Great Northern Railway | Saint Paul, MN | |
| GTP | G13 | G13 | Grand Trunk Pacific Railway | Winnipeg, MB | |
| GTR | G14 | G14 | Grand Trunk Railway System | Montreal, QC | |
| IC/R | I1 | I1 | Intercolonial Railway | Moncton, NB | |
| MC | M2 | M2 | Michigan Central Railway | Detroit, MI | |
| MC/RR | M7 | M8 | Michigan Central Railway Co. | Detroit, MI | |

RAILROAD PERFINs CATALOG

| | | | | | |
|--------|-----|-----|--|-------------------|-----------------------------------|
| MM | M17 | M18 | Mackenzie, Mann Co. | Toronto, ON | |
| NYC | N28 | N30 | New York Central Railway | New York, NY | |
| NYC | N29 | N31 | New York Central Railway | New York, NY | |
| | | N32 | New York Central System | New York, NY | Added 6 th Edition |
| PM | P11 | P14 | Pere Marquette Railway | Detroit, MI | |
| SP | S14 | S16 | Southern Pacific Railway | Los Angeles, CA | |
| SP | S15 | S18 | Southern Pacific Railway | San Francisco, CA | Rating Changed to B in 6th |
| SP | S16 | S17 | Southern Pacific Railway | Los Angeles, CA | |
| TN/OR | T4 | T4 | Temiskaming & Northern Ontario Railway | North Bay, ON | |
| WP/&YR | W11 | W11 | White Pass & Yukon Route Railway | Vancouver, BC | |
| | | | | | |

*Prepared by Vera Devlin & Dave Robinson, Editor

RAILROAD PERFIN CATALOG

Section 5 References

1. *Railroad Perfins of the Railroads of the United States and Canada* by Robert Gray. Published 1987
2. *Catalog of Perfin Patterns of the Railroads of the United States and Canada* by Dan Baugher, Published 2010
3. *Catalog of United States Perfins, 1908 – 2018*, Editor: Stephen Endicott. Published 2018 (as well as subsequent A & C's)
4. *Catalog of Perfined Precancels of the United States*, Forth Edition by David W. Smith. Published 2010
5. *Canadian Stamps with Perforated Initials*, Fourth Edition. Prepared by the BNAPS Perfin Study Group. Edited by J.C. Johnson and G. Tomasson. Published by The Unitrade Press, Toronto, ON. 1985.
6. *The Standard Canada Precancel Catalog*, Fifth Edition, Editors: J.E. Kraemer, D. Marasco, and B. Field. Published by The Unitrade Press, Toronto, ON. 2004.
7. *The Historical Guide to North American Railroads*, Third Edition, by Kalmbach Books. Published 2014
8. *North American Railroads: The Illustrated Encyclopedia* by Brian Solomon. Published 2012
9. *Catalog of Perfin Patterns of the Railroads of the United States and Canada* by Dave Robinson, Published 2025