



Catalog of Perfin Patterns of the Railroads of the United States and Canada

Compiled by The Perfin Club



2025 Update
Dave Robinson, Editor
of
U. S. Section of 2010 Catalog
Dan Baugher, Editor

RAILROAD PERFINS CATALOG



Copyright © 2025 by Dave Robinson, Editor and by The Perfins Club, Inc.

All rights reserved. No part of this book may be reprinted or reproduced or utilized in any form, including photocopying and recording, except for short passages for the sole purpose of philatelic research, without express written permission from the Executive Board of The Perfins Club, Inc.

The Perfins Club, Inc.
14618 Big Timber Lane
Chesterfield, MO 63017-5659

Printed in the United States of America
Published April 2025 by Dave Robinson, Editor and by The Perfins Club, Inc

RAILROAD PERFIN CATALOG

Table of Contents

Section 1 U.S. Railroad Perfin Catalog, Introductory Comments 6

Section 2 U.S. Railroad Perfin Catalog..... 8

Section 3 Canadian Railroad Perfin Catalog, Introductory Comments 52

Section 4 Canadian Railroad Perfin Catalog..... 54

Section 5 References 60

RAILROAD PERFINS CATALOG

Preface

Greetings fellow perfin collectors and rail-fans. In January 2025, I was asked by Steve Endicott, our *U. S. Perfins Catalog* editor, and by Dan Baugher, the current *Railroad Catalog* editor, if I would take over the maintenance of the Perfin Club's *Railroad Catalog*. Dan produced the currently used version in 2010. It was decided that there was sufficient new information to warrant the publishing of an updated version. In simple terms, I brought the 2010 information up to date to match the information in the latest *U. S. Perfin Catalog* as well as information in the A & C updates.

I did take the liberty of adding, adjusting, or clarifying information I felt would be pertinent to our railroad collecting. The most notable example is the addition of the dates of operation of each individual railroad located directly under the General Office listing. The beginning date will vary depending on which date was being reported. There was normally a charter date, an incorporation date, a construction start date, first service date, and on and on. I am listing the most frequently used date range from my research.

As any of us that study railroading are aware, the most commonly used words in railroading are not locomotive, rail, or freight. The most common words in railroading are mergers, bankruptcies, takeovers, leases, acquisitions, etc. The owners, operators, General Offices, Freight Agents and names will constantly be changing. Therefore, the information in this catalog is concentrated on the actual perfin-use period of the railroad listed.

Other than this preface and my updates, I am leaving all of Dan Baugher's amazing pieces of work intact, as his Acknowledgements, Descriptions and References are still pertinent to this *Catalog*.

The Canadian section of this *Catalog* is currently unchanged.

The 2025 edition of this *Catalog* is designed to be a self-contained guide for collectors of railroad perfins of the United States and Canada. The editor would greatly appreciate being informed of any unlisted patterns, omissions or errors. Any suggestions or new finds should be sent to the editor who will maintain the Additions and Corrections data base that will be published as necessary. Send additional information and specific inquiries to the editor at the address below.

My contact information is as follows:

Dave Robinson
6727 Gove Ct N
Tecumseh, MI. 49286 USA
drobinson@tc3net.com

RAILROAD PERFINS CATALOG

Introduction

The Railroads of the United States and Canada continue to be a popular specialty interest in the collecting of Perfins. This catalog is an update of the 2010 *Catalog of Perfin Patterns of the Railroads of the United States and Canada*, Dan Baugher, Editor. Dan's *Catalog* was an update of the 1987 *Railroad Perfins of the Railroads of the United States and Canada*, Robert Gray, Editor ("1987 Railroad Perfins Catalog"). That formatting was changed slightly in the 2010 edition, to be more aligned with the 1998 *Catalog of United States Perfins*, John Randall, Editor. The Railroad Perfin pattern numbers from the previous *1987 Railroad Perfins Catalog* have been deleted to eliminate the problems associated with maintaining two sets of numbers for the same perfin pattern. The design of this catalog also allows it to be used as an album if the collector desires. The Canadian section of this edition has come primarily from the British North American Philatelic Society ("BNAPS") handbook – *Canadian Stamps with Perforated Initials*, Fourth Edition.

Acknowledgments 2025


Today, it seems we are all very busy with our own lives and goals. Sometimes, however, we need to stop, set our own desires aside, and work for the betterment of the larger group. I thoroughly enjoyed setting my own collections aside for a short time and participating in this update project. None of this would have been possible for me without a couple other guys setting their time and projects aside to guide me along. Dan Baugher gave me his digital file of his *2010 Catalog of Railroad Perfins* to start my process and answered all my initial questions. Paul Mistretta is our resident "Perfin Pattern" wizard helped me with the impossible task of adding and correcting them. Steve Endicott got the brunt of my questions and his help in proof reading, suggestions, and corrections kept me somewhat sane during this process. Thanks, guys, for all your patience and time.

Acknowledgements (2010)

The 2010 Catalog of Railroad Perfins could not have been completed without the significant efforts of several members of The Perfins Club. First, the editor greatly appreciates Ken Masters's time and effort for providing the format and spending considerable time to provide accurate pattern scans and providing significant feedback. Secondly, Jerry Hejduk's feedback and coordination of the Reviewers for the U.S. Railroad Perfin Patterns was invaluable. This document could not have been accurately completed without the contributions of Perfin Club members Bob Combs, Irv Holloway, Bob McQuown, and John Pearson in reviewing the U.S. section and Jon Johnson, Steven Koning, and Barry Senior in reviewing the Canadian section.

Section 1 U.S. Railroad Perfin Catalog, Introductory Comments

The listings for the U.S. Railroad perfins are based on the information provided in the 2018 *Catalog of United States Perfins*, Stephen Endicott, Editor, the April 2021 Second Edition updates, as well as all the “Additions & Corrections (A&C)’s through the end of 2024. Therefore, the primary reference for this information is the *U. S. Perfins Catalog*, including all the subsequent A&C’s, especially the username and exact layout of the different patterns.

Perfin Pattern	Railroad Description	Details	Additional Information
 A51 D+	Atlanta, Birmingham & Atlantic Railroad General Offices: Atlanta, GA, New York, NY 1905-1914	AB/&A 1902-23 * 5 10-13/14-10	Reorganized in 1914 as the Atlanta, Birmingham, & Atlantic Railway 1914-26 Acquired by Atlantic Coast Line Railroad Company (below) in 1926

Perfin Pattern: Displays the pattern for the perfin along with the rating. The ratings range from A (the scarcest) to F (the most common) and correspond to the *U.S. Perfins Catalog*.

Railroad Description: This identifies the railroad company user of the pattern. For most patterns, this identification has been verified by a cover with the corner card of the user.

If a General Office has been identified for the railroad, it is indicated in this description. No attempt is made to indicate the many branch offices, stations, depots, etc. for each railroad that may have used the perfined stamps on their outgoing mail.

As mentioned in the Preface, I have added the most accepted dates of operation of the named railroad under the General Office listing.

Details: The most detailed descriptions for this category will be found in the *U. S. Perfins Catalog* in the Appendix section B.1, [An Introduction to Text Field Definitions](#). Except for a simplified attempt below, I will defer you to that information:

Orientation of the Pattern Description. The description of the orientation of the letters in the perfin pattern (horizontal, diagonal, monogram, etc.) is provided in this field. There are numerous complexities to this definition. A detailed explanation is provided in Section B.2 of *The U. S. Perfins Catalog* Appendix with illustrated examples of all the basic orientations.

Stamp Issue Period. This field records the stamp issue period (**NOT the postmark dates**) of the stamps in which the perfin has been found. The stamp issue periods are “generalized” for the various definitive series to provide one year for the entire series.

RAILROAD PERFINS CATALOG

Verified Use. The use of an asterisk “*” in this field indicates that the primary user has been verified by its return address on a cover franked with a stamp that was punched with that particular perfin.

The third row shows the height of the pattern in millimeters. The heights were measured from the middle of the top hole to the middle of the lowest hole. If the height measured more than 5 mm but less than 5½ mm, for instance, it was listed as 5½ mm. If it was more than 4½ mm but less than 5 mm, it was listed as 5 mm.






The fourth row shows the number of holes for each letter. Beneath the fourth row is the location of control holes in the perfin pattern, if there are any.

Additional Information: This shows any supplemental information about the pattern. All the supplemental railroad users identified in the *U.S. Perfins Catalog* are shown here. I have taken the liberty of adding the (SU) symbol to differentiate these supplemental users from other listed information. Obvious non-railroad users are not included. Random city postmarks (PM)’s are too numerous to include here as well.






This section also identifies if any Perfinned Precancels (“PC”) have been found and the city and state for the PC. In some cases, PC’s have been found in more than one city. This PC information is based on the *U.S. Perfins Catalog* and the 2010 *Catalog of Perfinned Precancels of the United States, 3rd Edition*.
David W. Smith, Editor

RAILROAD PERFINS CATALOG







Section 2 U.S. Railroad Perfin Catalog

Perfin Pattern	Railroad Description	Details	Additional Information
 A51 D+	Atlanta, Birmingham & Atlantic Railroad General Offices: Atlanta, GA, New York, NY 1905-1914	AB/&A 1902-23 * 5 10-13/14-10	New York City Reorganized in 1914 as the Atlanta, Birmingham, & Atlantic Railway 1914-26 Acquired by Atlantic Coast Line Railroad Company ACL (below) in 1926
 A76 E	Atlantic Coast Line Railroad Company General Offices: Wilmington, NC 1900-60 Jacksonville, FL 1960-67 1900-67	ACL 1902-60 * 6.5 12-9-8	Wilmington, NC; Charleston, SC (SU) Atlantic Coast Railroad, Office of the Treasurer, Wilmington, NC (SU) Charleston & Western Carolina Railway Company (SU) American Railway Express Co., Chicago, IL
 A280 E	Atlanta & West Point Railroad General Offices: Atlanta, GA 1847-1983	AWP 1902-62 * 5 10-14-9	(SU) The Western Railway of Alabama (SU) Central of Georgia Railroad
 B98 E	Boston Elevated Railway Boston, MA 1897-1947	BE/R.Y. 1902-44 * 5.5/5.5-4 13-10/12-6	City of Boston's primary mass-transit provider.
 B129 B	Birmingham Southern Railway General Offices: Fairfield, AL 1899-2012	[B(H)] 1914 [11(6)] [41]	Short-line railroad hauled coal to the steel mills.







RAILROAD PERFIN CATALOG

Perfin Pattern	Railroad Description	Details	Additional Information
	Big Four Lines (Railroad) General Offices: Indianapolis, IN 1891-1929 Cincinnati, OH 1929-30	BIG/4 1902-32 * 4/4.5 10-4-9/9	(PC) Cincinnati, OH (SU) The Cleveland, Cincinnati, Chicago and Saint Louis Railway Company (SU) The Dayton Union Railway Company, Cincinnati, OH (SU) Railway Express Agency, Chicago, IL
B139 E	1889-1930		
	Bangor Railway & Electric Company Bangor, ME	[R] 1902-14 * 25 5.5	Operated trolleys on electric rails between Bangor and Charleston, ME.
B199.3 C+	1889-1930		
	Blue Ridge Despatch Boston, MA	BRD 1908-38 6-5.5-5.5 13-11-10	Documents show HQ. in Cincinnati 1900-1912 2025: Spelling corrected to Despatch
B204 C+			
	Buffalo, Rochester & Pittsburgh Railway General Offices: Rochester, NY	BRP 1908-29 * 5.5-5.5-5 13-12-10	(PC) Rochester, NY (PC) Kingston, TN Primarily a coal hauler.
B205 E	1885-1932		
	Bethlehem Steel Corporation Lackawanna, NY	B(S) 1917-63 * 12.5(8.5) 20(8)	User was South Buffalo Railway Company, a subsidiary of Bethlehem Steel Served the steel industry in Buffalo, NY region. 1899-2001
B214 E			






RAILROAD PERFIN CATALOG

Perfin Pattern	Railroad Description	Details	Additional Information
	Bush Terminal Company New York, NY 1896-1971	BTC 1902-17 * 8.5-8.5-8 18-10-11	An intermodal system operating within Industry City in Upper New York Bay
B233 D+			
	Boston & Albany Railroad General Offices: Boston, MA 1869-1961	B&A 1908-30 * 6-4-5.5 13-12-10	
B252 E			
	Boston & Albany Railroad General Offices: Boston, MA 1869-1961	B&A 1917-32 * 6-4-5.5 13-12-10	(SU) Freight Traffic Department, New York Central Lines, New Haven, CT (PC) Boston, MA
B252A E			
	Barre & Chelsea Railroad General Offices: Barre, VT 1913-56	B&C 1908-17 * 5-6-5.5 13-13-8	Hauled granite from quarries in and around Barre, VT
B262 A			
	Boston & Maine Railroad General Offices: Boston, MA 1835-1983	B&M 1912 * 9-4-9 17-12-19	
B274.5 B+			
	Boston & Maine Railroad General Offices: Boston, MA 1835-1983	B&M 1908-14 * 8.5-4-8.5 17-12-19	
B274.5A A			







RAILROAD PERFINS CATALOG

Perfin Pattern	Railroad Description	Details	Additional Information
 B275 E	Boston & Maine Railroad General Offices: Boston, MA 1835-1983	B&M 1912-48 * 9-4-9 17-12-19	Concord, NH Manchester, NH (SU)Conway Electric Street Railway, North Station, Boston, MA (SU) Maine Central Railroad Company, Plymouth, NH
 B275.5 F	Boston & Maine Railroad General Offices: Boston, MA 1835-1983	B&M 1932-64 * 9.5-4-9.5 17-12-19	(SU) Maine Central Railroad Company
 B277 E	The Baltimore & Ohio Railroad Company General Offices: Baltimore, MD 1830-1987	B&O 1902-14 * 5.5-6.5-5.5 13-13-10	(SU) Buffalo Savings Bank, Buffalo, NY (probably incidental) Oldest railroad and first Common Carrier in the US. aka. the BANDO
 B278 C	The Baltimore & Ohio Railroad Company General Offices: Baltimore, MD 1830-1987	B&O 1912-33 * 5.5-6.5-6 13-13-10	Berlin, PA
 B279 E	The Baltimore & Ohio Railroad Company General Offices: Baltimore, MD 1830-1987	B&O 1914-26 * 5.5-6.5-6 13-13-10	(PC) Cincinnati, OH (PC) Minneapolis, MN (PC) Cleveland, OH
 B279.5 F	The Baltimore & Ohio Railroad Company General Offices: Baltimore, MD 1830-1987	B&O 1917-83 * 5.5-7-5.5 13-13-10	







RAILROAD PERFINS CATALOG

Perfin Pattern	Railroad Description	Details	Additional Information
 B280 F	The Baltimore & Ohio Railroad Company General Offices: Baltimore, MD 1830-1987	B&O 1926-44 * 5.5-7-5.5 13-13-10 Control hole under "B"	(PC) Chicago, IL (SU) The Alton Railroad Company (SU) The Baltimore & Ohio Railroad Company, Chicago, IL (SU) The Buffalo, Rochester & Pittsburgh Railway Company
 B281 D	The Baltimore & Ohio Railroad Company General Offices: Baltimore, MD 1830-1987	B&O 1914-38 * 6-7-5.5 13-13-10 Control hole under "B"	Almeda, KS (PC) Minneapolis, MN (PC) Cincinnati, OH
 B282 B	The Baltimore & Ohio Railroad General Offices: Baltimore, MD 1830-1987	B&O 1917-22 5.5-6.5-5.5 13-13-10 Control hole over "O"	This user seems reasonable because this pattern is very similar to B278 - B281 whose user is verified as "The Baltimore & Ohio Railroad; General Offices, Baltimore, MD" in the <i>U.S. Perfins Catalog</i> .
 B283 A	The Baltimore & Ohio Railroad General Offices: Baltimore, MD 1830-1987	B&O 1917-26 6-7-6 13-13-10 Control hole under "&"	This user seems reasonable because this pattern is very similar to B278 - B281 whose user is verified as "The Baltimore & Ohio Railroad; General Offices, Baltimore, MD" in the <i>U.S. Perfins Catalog</i> .
 C43 E	Chicago, Burlington & Quincy Railroad Company General Offices: Chicago, IL 1855-1970	CBQ 1902-65 * 5.5 8-13-12	(PC) Aurora, IL (PC) Omaha, NE (PC) Chicago, IL (PC) Centralia, IL (PC) Grand Forks, ND (SU) Burlington & Quincy Railroad, General Offices, New York, NY aka. Burlington Route






RAILROAD PERFIN CATALOG

Perfin Pattern	Railroad Description	Details	Additional Information
 C44 E	Cotton Belt Route General Offices: Saint Louis, MO 1891-1992	CB/R 1938-54 * 5.5-6/6 8-12/11	The Cotton Belt Route was the trade name for: (SU) St. Louis Southwestern Railway Lines
 C80 C+	Chicago, Cincinnati & Louisville Railroad Company General Offices: Chicago, IL 1903-1910	C(C(L)) 1902-08 * 12(8(4)) 18(13(6))	Short lived, was absorbed by the Chesapeake & Ohio Railway in 1910.
 C117 E	Chicago & Eastern Illinois Railroad General Offices: Chicago, IL 1877-1976	CEI 1910-65 * 5.5 8-10-9	
 C142 F	Chicago Great Western Railway Company General Offices: Oelwein, IL Then, Chicago, IL 1885-1968	C/GW 1908-65 * 5.5 8/10-14	(PC) Chicago, IL (PC) Kansas City, MO (PC) Mobile, AL aka. the Corn Belt Route
 C151 D+	Cincinnati, Hamilton & Dayton Railroad General Offices: Cincinnati, OH 1846-1917	CHD 1908-14 * 5 8-11-10	(SU) The Dayton Union Railway Company, Cincinnati, OH. (built & operated a passenger station shared by several railroads including the CH & D).
 C167 E	Chicago & Illinois Midland Railway Company General Offices: Springfield, IL 1905-1996	CIM 1926-81 * 5.5 8-5-14	C. & I. M. RY. Co. (PC) Springfield, IL






RAILROAD PERFINS CATALOG

Perfin Pattern	Railroad Description	Details	Additional Information
	Chicago, Indianapolis & Louisville Railway Company General Offices: Chicago, IL	CI&L 1938-52 * 4.5/4 7-8/12-6	More commonly known as the Monon Railroad or Monon Route
C174 E	1897-1971		
	Chicago, Lake Shore & Alton Railroad General Offices: Chicago, IL	CLA 1908-46 * 5.5 8-7-10	(SU) The Alton Railroad Company (SU) The Chicago & Alton Railroad Company (PC) Chicago, IL (PC) Kansas City, MO
C184 E	1847-1947		
	Canadian National Railways General Offices: Montreal, Quebec, CAN	CNR 1918-23 5.5 8-13-11	Although a Canadian headquartered system, the CNR operated in 16 U. S. States, with locomotive shops and major city services in the U. S.
C232.5 B	1919-Present		
	Canadian National Railways General Offices: Montreal, Quebec, CAN	CNR 1926-54 * 7.5-7.5-7 9-15-13	(SU) Grand Trunk Railway System (fully absorbed into the Canadian National Railways in 1923, created the Grand Trunk Western in 1927 to operate the CN holdings in the US).
C233 E	1919-Present		
	Canadian National Railways	CNR 1954 * 5 1/2-6-6 8-13-11	
C233.3 C+			
	Chicago & North Western Railway Company General Offices: Chicago, IL	C(NW) 1908-42 * 11-(4) 15(11-13)	(SU) Chicago and North Western Railway System; (SU) Chicago, St. Paul, Minneapolis, and Omaha Railway (PC) Chicago, IL (PC) Des Moines, IA
C235 F	1859-1995		







RAILROAD PERFINS CATALOG

Perfin Pattern	Railroad Description	Details	Additional Information
 C236 F	Chicago & North Western Railway Company General Offices: Chicago, IL 1859-1995	C(NW) 1932-54 * 11-(4) 15(11-13)	(SU) C., St. P., M., & O. Ry. Co. (SU) Chicago, St. Paul, Minneapolis, and Omaha Railway
 C246 F	Central of Georgia Railway Company General Offices: Savannah, GA 1895-1963	C(O)G(F) 1908-54 * 10.5- (4.5)-10.5 (4) 15(8)18(7)	(PC) Savannah, GA (PC) Atlanta, GA (SU) Ocean Steamship Company of Savannah, NYC mailing (established by and partner of the Central of Georgia)
 C277 A	Canadian Pacific Railway Company General Offices: Calgary, Alberta, CAN, 1881-Present	CPR 1938 * 5.5-6.5-6 8-10-11	Although a Canadian headquartered system, the CPR operated in 14 U. S. States.
 C279 E	Canadian Pacific Railway Company General Offices: Calgary, Alberta, CAN. 1881-Present	CPR 1926-68 * 7 9-11-13	(PC) Chicago, IL (SU) Canadian Pacific Steamships, Limited (SU) Minneapolis, St. Paul & Sault Ste. Marie Railway (SU) Duluth South Shore & Atlantic Railway (SU) Spokane International Railway
 C280 E	Canadian Pacific Railway Company General Offices: Calgary, Alberta, CAN. 1881-Present	CPR 1926-58 * 7 9-11-13 Control Hole under "C"	(SU) Minneapolis, St. Paul & Sault Ste. Marie Railroad (PC) New York, NY







RAILROAD PERFIN CATALOG

Perfin Pattern	Railroad Description	Details	Additional Information
 C291 E	Chicago River & Indiana Railroad Company General Offices: Chicago, IL 1880-1976	CRI 1926-73 * 5.5-5.5-6 8-11-9	(SU) Chicago Junction Railway (SU) Indiana Harbor Belt Railroad Company, Chicago, IL (SU) Penn Central Company, Chicago, IL Serviced the Chicago Union Stock Yards
 C294 E	The Central Railroad Company of New Jersey General Offices: New York City Main Yards: Jersey City, NJ 1849-1976	CRR/NJ 1908-31 * 5.5/4 8-12-12/11-6	(SU) Central Railroad of New Jersey (SU) Jersey Central Lines Reading Railroad (bought controlling interest in the CNJ in 1901) aka: The "Jersey Central"
 C295 F	The Central Railroad Company of New Jersey General Offices: New York City Main Yards: Jersey City, NJ	CRR/NJ 1917-52 * 5.5/4 8-12-12/11-6	(SU) Central Railroad of New Jersey (SU) Jersey Central Lines (SU) Reading Railroad (SU) Reading lines
 C299 C+	Chicago River & Indiana Railroad Company General Offices: Chicago, IL 1880-1976	CR/&I 1917-38 * 5.5/4-5.5 8-11/12-9	See C291 above
 C319 C	Colorado Southern, New Orleans & Pacific Railway General Offices: Houston, TX	CSN/O&P 1902-23 * 4 7-9-11/8-12-8	<u>(SU) Cincinnati Southern</u> <u>New Orleans & Texas</u> <u>Railway</u>






RAILROAD PERFIN CATALOG

Perfin Pattern	Railroad Description	Details	Additional Information
 C395 E	Columbus & Greenville Railway Company General Offices: Columbus, MS 1923-1972	C&G 1926-54 * 9-6.5-9 13-13-15	
 C402 E	The Chesapeake & Ohio Railway Company General Offices: Cleveland, OH 1868-1987	C&O 1902-33 * 6.5-4-6.5 8-12-10	(PC) Chicago, IL (PC) Cincinnati, OH (PC) Richmond, VA
 C403 E	The Chesapeake & Ohio Railway Company General Offices: Cleveland, OH 1869-1987	C&O 1926-46 * 6.5-5-7 8-12-10	(SU) Pere Marquette Railway Company
 C404 E	The Chesapeake & Ohio Railway Company General Offices: Cleveland, OH 1869-1987	C&O 1938-54 * 7-5-7 8-12-10	
 C413.5 B	The Colorado & Southern Railway Company General Offices: Denver, CO 1898-1981	C&S/R 1908-17 * 5.5-4-5.5/5.5-4 8-12-11/11-6	1908: Acquired by the Chicago, Burlington, & Quincy Railroad (C043) but operated as an independent railroad.
 C414 C+	Charleston & Western Carolina Railway General Offices: Augusta, GA 1896-1959	C&W 1918-38 * 5.5-4.5/5.5 8-12/14-8	1897: Acquired by the Atlantic Coast Line Railroad Company (A076) but operated as an independent railroad.






RAILROAD PERFIN CATALOG

Perfin Pattern	Railroad Description	Details	Additional Information
 D61 E	The Delaware, Lackawanna & Western Railroad Company General Offices: New York, NY 1851-1960	DL/&/W 1902-38 * 4/4/5 9-6/12/15	(PC) New York, NY (SU) The Glen Falls Insurance Company, Paterson, NJ (probably secondary usage)
 D61A F	The Delaware, Lackawanna & Western Railroad Company General Offices: New York, NY 1851-1960	DL/&/W 1922-49 * 4/4/5 9-6/12/15	(SU) New York Dock Railway, Brooklyn, NY (PC) New York, NY
 D73.5 D	Duluth, Missabe & Iron Range Railway Company General Offices: Duluth MN 1937-2011	(D)/M/(&IR) 1938-81 * (4.5)/11/(4.5) (8)/25/ (12-4-10)	“King of the Iron Ore Haulers”
 D73.7 E	Duluth, Missabe & Northern Railway Company General Offices: Duluth MN Main Yard Proctor, MN 1891-1937	(D)/M/(&N) 1908-52 * (4)/11/(4) (8)/25/(12-11)	(PC) Duluth, MN (PC) Proctor, MN 1937: Merged into: (SU) Duluth, Missabe and Iron Range Railway Company, Proctor, MN
 D147 B	Duluth & Iron Range Railroad General Offices: Two Harbors, MN 1907-1938	D&/IR 1918-26 * 4 8-12/8-10 Control hole under “D” and “&”	1930: Merged with Duluth, Missabe, & Northern Railway Co.
 D147.5 C	Duluth & Iron Range Railroad General Offices: Two Harbors, MN 1907-1938	D&/IR 1908-18 * 4 8-12/8-10	







RAILROAD PERFINS CATALOG

Perfin Pattern	Railroad Description	Details	Additional Information
 D153 E	Denver & Rio Grande Western Railroad Company General Offices: Denver, CO 1870-1988	D&/RG 1908-52 * 5.5 10-14/11-10	(PC) Denver, CO (SU) Rio Grande Southern Railroad Company, General Offices: Ridgeway, CO
 E54 F	Elgin, Joliet & Eastern Railway Company General Offices: Gary, IN 1889-2013	EJE 1908-60 * 5.5 10-9-10	(PC) Chicago, IL
 E98 D+	El Paso & Southwestern System General Offices: El Paso, TX 1888-1961	EP/SW 1902-26 * 4/4.5 9-8/9-12	
 E103 E	Erie Railroad Company General Offices: 1932-1931 New York City 1931-1960 Cleveland, OH 1932-1960	ERIE 1908-46 * 5.5-5.5-5-5.5 10-11-5-10	(PC) Buffalo, NY
 E105 D+	Erie Railroad Company General Offices: 1932-1931 New York City 1931-1960 Cleveland, OH 1932-1960	ERIE 1922-50 * 5.5-5.5-5-5.5 10-11-5-10 Control hole under "E"	(PC) Chicago, IL






RAILROAD PERFIN CATALOG

Perfin Pattern	Railroad Description	Details	Additional Information
 F68 E	Florida East Coast Railway Company General Offices: Saint Augustine, FL 1885-Present	FEC/R.Y. 1908-78 * 5.5/5.5-4 8-10-8/12-6	
 F95 F	Saint Louis San Francisco Railway General Offices: Saint Louis, MO Main Yard Springfield, MO 1876-1980	FL 1932-78 * 11-11 12-11	Trade Name: Frisco Lines (SU) Quanah, Acme, & Pacific Railway Company: General Offices: Quanah, TX (Was acquired by Frisco Lines in 1911)
 F96 E	Saint Louis San Francisco Railway General Offices: Saint Louis, MO Main Yard Springfield, MO 1876-1980	FL 1902-46 * 10 13-11	Springfield, MO Trade Name: Frisco Lines (PC) St. Louis, MO
 G91 F	Galveston, Houston & Henderson Railroad General Offices: Houston, TX 1859-1995	GH 1902-58 * 8-8.5 14-15	(PC) Houston, TX (SU) Southern Pacific Line, Houston, TX (SU) Southern Pacific Lines in Texas & Louisiana. (SU) Texas & New Orleans Railroad (SU) Southern Pacific Steamship Lines, "Morgan Line", San Antonio, TX
 G128 E	Gulf, Mobile & Northern Railroad General Offices: Mobile, AL 1917-40	GM/&N 1918-44 * 4.5/4 9-12/12-11	(PC) Soledad, CA 1940: Merged with the Mobile & Ohio Railroad to become: (SU) Gulf, Mobile & Ohio Railroad Company (SU) G.M. & N. News, Mobile, AL






RAILROAD PERFIN CATALOG

Perfin Pattern	Railroad Description	Details	Additional Information
 G129 E	Gulf, Mobile & Ohio Railroad Company General Offices: Mobile, AL 1938-72	GM/&O 1926-68 * 4.5 9-12/12-8	
 G131 E	Great Northern Railway Company General Offices: Saint Paul, MN 1889-1970	G.N 1954-68 * 7.5 12-14	(SU) Burlington Northern Railway
 G132 D	Great Northern Railway Company General Offices: Saint Paul, MN 1889-1970	GN 1908-23 * 9 15-17	Portland, OR (SU) Spokane, Portland & Seattle Railroad Company (SU) Oregon Electric Railway Company (SU) Oregon Trunk Railway (SU) Northern Pacific Railway Company
 G132A F	Great Northern Railway Company General Offices: Saint Paul, MN 1889-1970	GN 1926-63 * 9 15-17	(SU) Great Northern, Seattle, WA (SU) Northern Pacific Railway Company, Saint Paul, MN (SU) The <i>Great Northern Goat</i> , Saint Paul, MN
 G137 C+	Great Northern Railway Company General Offices: Saint Paul, MN 1889-1970	GN/RY 1902-08 * 5.5/5-4 10-14/10-6	
 G157 D+	Georgia Railroad General Offices: Atlanta, GA 1833-1980	GRR 1917-54 * 11.5 16-18-18	Full Name: Georgia Railroad & Banking Company (PC) Augusta, GA (SU) Atlanta and West Point Rail Road Company (SU) The Western Railway of Alabama







RAILROAD PERFINS CATALOG

Perfin Pattern	Railroad Description	Details	Additional Information
 G165 B+	Gulf & Ship Island Railroad Company General Offices: Gulfport, MS 1882-1925	GSI 1918-23 * 5.5 10-11-9	Purchased by Illinois Central Railroad in 1925
 G180 B+	Grand Trunk Railway General Offices: Detroit, MI 1850-1923	GTR 1917-18 5.5 10-7-11	1923: Absorbed by Canadian National Railway
 G181 E	Grand Trunk Western Railroad Company General Offices: Detroit, MI 1928-Present	GTR 1908-47 * 5.5 10-7-11	(SU) Grand Trunk Railway System, General Offices Montreal, Canada (SU) Canadian National Railway (SU) The Detroit & Toledo Shore Line Railroad Company (SU) Detroit Terminal Railroad Company, Detroit (SU) Detroit, Caro, and Sandusky Railway
 G184 E	Grand Trunk Western Railroad Company General Offices: Detroit, MI 1928-Present	GTW 1938-62 * 6 10-7-14	San Francisco, CA Saint Louis, MO (SU) Canadian National Railways-Grand Trunk Railway System, Buffalo, NY (SU) Detroit Terminal Railroad Company, Detroit, MI
 G189 D+	Gila Valley Railroad (Probably Gila Valley, Globe & Northern Railway [GVGN]) General Offices: Bowie, AZ 1894-1924	GV 1902-24 * 8.5-8 14-11	(SU) Arizona Eastern Railroad Company [AE], Tucson, AZ (SU) Southern Pacific of Mexico, Nogales, AZ (SU) Southern Pacific Railroad Company of Mexico, Naco, AZ






RAILROAD PERFIN CATALOG

Perfin Pattern	Railroad Description	Details	Additional Information
 H36 D	Hibernia Bank & Trust Company New Orleans, LA (Historically listed this way in earlier catalogs)	H/B&T 1902-14 * 5.5/4.5-4-4.5 11/10-12-6	(SU) Houston Belt & Terminal Railway, Houston, TX General Offices: Houston, TX 1905-Present
 I20.5 F	Illinois Central Railroad General Offices: Chicago, IL 1851-1999	IC 1954-71 * 7 10-10	
 I21 E	Illinois Central Railroad General Offices: Chicago, IL 1851-1999	IC 1902-54 * 9.5 12-13	(PC) Kansas City, MO In later usages of I22, the control pin is missing in at least one die, producing a close match to I21. (SU) The Order of Railroad Telegraphers: American Railway Association, Chicago, IL (SU) The Yazoo & Mississippi Valley Railroad Company, Chicago, IL
 I22 E	Illinois Central Railroad General Offices: Chicago, IL 1851-1999	IC 1926-64 * 9.5 12-13	(PC) Chicago, IL The extra pin in the "C" that makes it appear to be a "G" is a control pin. The control pin is missing on at least one die in later stages, making it look like I21 (SU) Illinois Central System
 I40 D+	Indiana Harbor Belt Railroad General Offices: Chicago, IL Hammond, IN 1896-Present	IHB 1917-33 * 5.5-6-6 9-11-13	A terminal line to serve greater Chicago, started in Hammond Indiana meat packing industry.






RAILROAD PERFIN CATALOG

Perfin Pattern	Railroad Description	Details	Additional Information
 I40.5 E	Indiana Harbor Belt Railroad General Offices: Chicago, IL Hammond, IN 1896-Present	IHB 1926-81 * 5.5-5.5-6 9-11-13	(SU) Chicago Junction Railway, Chicago, IL (SU) The Chicago River & Indiana Railroad Company (SU) The New York Central System
 I122 E	International & Great Northern Railroad General Offices: Houston, TX 1873-1956	I&GN 1902-54 * 4-4.5/4.5-4 14-12/9-11	(SU) International-Great Northern Railroad Company, Houston, TX (SU) Missouri Pacific Lines (SU) Missouri Pacific Railroad Company, Palestine, TX
 K21 E	Kansas City Southern Railway Company General Offices: Kansas City, MO 1887-2023	KCS 1908-55 * 5.5 10-8-11	(PC) Kansas City, MO (SU) Kansas City Southern Lines, Kansas City, MO (SU) Louisiana & Arkansas Railway Company
 K23 B	Kansas City Terminal Railway General Offices: Kansas City, MO 1906-Present	KCT 1908-17 * 5 10-8-7	
 K25 C+	Kanawha Dispatch General Offices: Cincinnati, OH	KD 1912-38 * 6 10-10	This is a subsidiary of the Chesapeake & Ohio Railroad Various spellings
 K56 B	Knoxville Railway & Light Company General Offices: Knoxville, TN 1888-1947	KR/&LC 1908-12 * 4 9-10/12/6-7	Operated streetcars in Knoxville until 1947.






RAILROAD PERFINS CATALOG

Perfin Pattern	Railroad Description	Details	Additional Information
 L20 E	Los Angeles-Salt Lake Railroad General Offices: Los Angeles, CA 1901-1987	LA/SL 1917-34 * 4 6-8/9-6	(SU) Overland Terminal Warehouse, Los Angeles, CA 1916: Renamed: (SU) Los Angeles & Salt Lake Railroad Company aka. "The Clark Road" & "The Salt Lake Route"
 L82 C	Lake Erie & Western Railroad General Offices: Peoria, IL 1887-1923	LE/&W 1908-20 * 4 6-9/12-12	Indianapolis, IN 1923: consolidated, with others, to form New York, Chicago, & Saint Louis (Nickel Plate Road)
 L102 E	Long Island Railroad Company General Offices: Jamaica, NY 1834-Present	LI/RR 1908-26 * 5/4.5 10-8/10-10	Jamaica, NY Busiest commuter railroad in North America
 L142 C+	Louisiana Southern Railway Company General Offices: New Orleans, LA 1897-1952	LSR 1912-22 * 5.5 7-11-11	(PC) Abbeville, LA (PC) Gueydan, LA (PC) New Orleans, LA
 L146 D	Lake Shore & Michigan Southern Railroad General Offices: New York, NY 1869-1914	LS/&MS 1902-16 * 4.5/4/4.5 6-9/12/12-9	(SU) Chicago, Indiana & Southern Railroad 1914: Became part of the New York Central






RAILROAD PERFIN CATALOG

Perfin Pattern	Railroad Description	Details	Additional Information
 L156 E	Lehigh Valley Railroad Company General Offices: New York, NY Bethlehem, PA 1853-1976	LV 1902-17 * 7.5 10-13	(SU) Lehigh Valley Transportation Company. Kansas City, MO (SU) Walter T Moore, Philadelphia, PA aka: "Route of the Black Diamond" (coal)
 L156A C	Lehigh Valley Railroad General Offices: New York, NY Bethlehem, PA 1853-1976	LV 1917-18 * 7.5 10-13	
 L164 E	Louisiana & Arkansas Railway Company General Offices: Shreveport, LA Kansas City, MO 1898-1992	L&A 1926-43 * 5.5-4-5.5 7-12-10	(PC) Davenport, IA (PC) Shreveport, LA (SU) Kansas City Southern Lines (SU) Louisiana, Arkansas & Texas Railway Co. (SU) KCS-L&A Railway Lines, Shreveport, LA
 L186 E	Lehigh & New England Railroad General Offices: Philadelphia, PA 1895-1961	L&NE 1917-54 * 5.5-4/5.5 7-12/13-10	
 L187 E	Louisville & Nashville Railroad Company General Offices: Louisville, KY 1850-1980	L&N/RR 1908-26 * 5.5-4-5.5/4.5 7-12-14/10-10	(SU) Louisiana Railway & Navigation Company, Little Rock, AR aka: "The Old Reliable" & "The L&N"






RAILROAD PERFIN CATALOG

Perfin Pattern	Railroad Description	Details	Additional Information
 L187.5 E	Louisville & Nashville Railroad Company General Offices: Louisville, KY 1890-1982	L&N/RR 1902-14 * 5.5-4-5.5/4.5 7-12-14/10-10	
 L188 E	Louisville & Nashville Railroad Company General Offices: Louisville, KY 1890-1982	L&N/RR 1933-68 * 5.5-4.5-5.5/4.5 7-12-14/10-10	
 L188A D	Louisville & Nashville Railroad Company General Offices: Louisville, KY 1890-1982	L&N/RR 1923-33 * 5.5-4.5-5.5/4.5 7-12-14/10-10	
 M48 D	Michigan Central Railroad Company General Offices: Detroit, MI 1841-1995	MC 1926-40 * 11.5-12 22-14	
 M90 E	Michigan Central Railroad Company General Offices: Detroit, MI 1841-1995	MC/RR 1902-26 * 5.5/4.5 17-8/10-10	(PC) Detroit, MI (SU) New York Central Lines (controlled Michigan Central after 1867) (SU) The Cleveland, Cincinnati, Chicago & Saint Louis Railway Company (The Big Four Route) an affiliate of the NYC aka." The Niagara Falls Route"






RAILROAD PERFIN CATALOG

Perfin Pattern	Railroad Description	Details	Additional Information
 M98 C	Massachusetts Electric Company Boston, MA	ME 1908-12 * 5-5.5 17-10	Old Colony Street Railway, Boston, MA (early usage) (SU) Bay Street Railway Company, Boston, MA
 M148 E	Missouri, Kansas & Texas Railway Company General Offices: St. Louis, MO Parsons, KS 1870-1988	MKT 1908-33 * 5.5-5-5.5 14-10-7	Saint Louis, MO (PC) Abilene, KS (SU) Missouri-Kansas- Texas Railroad Co. Gen. Offices, St. Louis, MO aka, MKT, KT or “The Katy”
 M149 D+	Missouri, Kansas & Texas Railway Company General Offices: St. Louis, MO Parsons, KS 1870-1988	MKT 1908-14 * 5.5-5-5.5 14-10-7 Control hole under “M”	(SU) Missouri-Kansas- Texas Railroad Company (SU) Missouri, Kansas & Texas Railway System (SU) The Missouri, Kansas & Texas Railway Company of Texas
 M150 C+	Missouri, Kansas & Texas Railway Company General Offices: St. Louis, MO Parsons, KS 1870-1988	MKT 1914-29 * 6 14-10-7	(SU) Missouri-Kansas- Texas Railroad Company, General Offices, Parsons, KS
 M151 D	Missouri-Kansas-Texas Railroad Company of Texas General Offices: Dallas, TX 1891-1988	MK/&T 1917-33 * 4.5 12-9/12-6	This company was spun off from the Kansas company to meet a Texas law requiring railroads operating in Texas to maintain their general offices in Texas. Chartered 1891 as “Railway” Reorganized as “Railroad” in 1923







RAILROAD PERFINS CATALOG

Perfin Pattern	Railroad Description	Details	Additional Information
 M152 E	Morgan Steamship Lines New Orleans, LA	ML 1902-42 * 7 18-9	(PC) New Orleans, LA (SU) Morgan's Louisiana & Texas Railroad & Steamship Company, New Orleans, LA (SU) Western Railroad (SU) Sunset-Central Lines (SU) Southern Pacific Lines (in Louisiana and Texas) New Orleans, LA
 M190 E	Missouri Pacific Railroad Company (Texas Lines) General Offices: (Texas law requires an HQ in Texas) 1872-1997	MoP 1922-52 * 7.5-4-7 17-6-11	(SU) Missouri Pacific Lines (SU) Houston Belt & Terminal Railway Company, Houston, TX aka. "MoPac"
 M211 E	Missouri Pacific Railroad Company General Offices: Saint Louis, MO 1872-1997	MP/RR 1914-40 * 5.5/4.5 17-9/10-10	(PC) Kansas City, MO (PC) Wichita, KS (PC) Chicago, IL (PC) Salina, KS (PC) Saint Louis, MO aka, "MoPac"
 M211A E	Missouri Pacific Railroad Company General Offices: Saint Louis, MO 1872-1997	MP/RR 1926-58 * 5.5/4.5 17-9/10-10	Coffeerville, KS aka, "MoPac"
 M212 E	The Missouri Pacific Railway Company General Offices: Saint Louis, MO 1872-1997	MP/RV 1908-16 * 5.5/4 14-9/10-6	(PC) Saint Louis, MO (SU) Iron Mountain & Southern Railway Co. (SU) Missouri Pacific Iron Mountain aka, "MoPac"





RAILROAD PERFINS CATALOG

Perfin Pattern	Railroad Description	Details	Additional Information
 M250 C+	Market Street Railway Company San Francisco, CA 1857-1944	MS/RY 1926-45 * 4.5 12-9/10-6	
 M252 E	The Minneapolis & Saint Louis Railway Company General Offices: New York, NY, Minneapolis, MN 1870-1960	M/STL 1908-58 * 5/5-4-5 15/11-6-7	New York, NY (PC) Minneapolis, MN (SU) & aka. "The Peoria Gateway Line"
 M268 F	Midland Valley Railroad Company General Offices: Muskogee, OK 1903-1964	MV 1908-54 * 6.5 17-11	(SU) Kansas, Oklahoma & Gulf Railway Company, Muskogee, OK (SU) Oklahoma City-Ada-Atoka Railway Company aka. one of the "Muskogee Roads" Corporate HQ in Philadelphia
 M272.5 B	Western Maryland Railroad Company General Offices: Baltimore, MD 1852-1983	[M/W] 1917-20 * [4] [20]	aka. "Fast Freight Line" & "Wild Mary"
 M273 C	Western Maryland Railroad Company General Offices: Baltimore, MD 1852-1983	[M/W] 1914-18 * [5.5] [24]	(PC) Baltimore, MD (SU) Dudley & Gray, Baltimore, MD (Incidental use, perhaps an auditor for the company)







RAILROAD PERFIN CATALOG

Perfin Pattern	Railroad Description	Details	Additional Information
 M274 C	Western Maryland Railroad Company General Offices: Baltimore, MD 1852-1983	Circle([M/W]) 1912-14 * 11.5([5.5]) 18([24])	
 M303 E	Mobile & Ohio Rail Road Company General Offices: Mobile, AL 1848-1940	M&O 1908-38 * 5-4-5.5 14-12-10	Saint Louis, MO
 N20 C+	Northern Alabama Railroad General Offices: Washington, DC 1895-1939	NA/RY 1908-33 * 5.5/5.5-4 13-10/11-6	(PC) Cincinnati, OH (SU) Southern Railway System, Cincinnati, OH
 N73 B	Northern Electric Railway General Offices: San Francisco, CA 1905-1914	NER 1917-25 * 5.5 13-10-11	Re-organized as: (SU) Sacramento Northern Railway (1918 – 1923) (SU) Western Pacific Railway (after 1925) An interurban railway
 N129 D+	Northern Pacific Railway Company General Offices: Saint Paul, MN 1864-1970	NP 1908-17 * 7 18-13	(PC) Saint Paul, MN (SU) Northern Pacific, Yellowstone Park Line
 N129A F	Northern Pacific Railway Company General Offices: Saint Paul, MN 1864-1970	NP 1908-68 * 7 18-13	Seattle, WA (SU) Northern Pacific Railroad (SU) Northern Pacific Transport Company, Seattle, WA (SU) Minneapolis, St. Paul & Sault Ste. Marie Railroad Company, Minneapolis, MN







RAILROAD PERFINS CATALOG

Perfin Pattern	Railroad Description	Details	Additional Information
 N130 E	Northern Pacific Railway Company General Offices: Saint Paul, MN 1864-1970	NP 1902-54 * 7 18-13 Control hole over "P"	(PC) Kansas City, MO
 N176 D	Northwestern Pacific Railroad Company General Offices: San Francisco, CA Palo Alto, CA 1907-1998	NWP 1922-54 * 5.5 13-14-9	(PC) San Francisco, CA (SU) Petaluma & Santa Rosa Railroad (SU) Pacific Motor Transportation Company
 N182 F	New York Central System General Offices: New York, NY 1853-1968 Continued next page	NYC 1902-65 * 5.5 14-8-8	(PC) Chicago, IL (PC) Corning, NY (PC) Lewis Center, OH (PC) New York, NY (SU) Boston & Albany Railroad (SU) Boston & Albany District (SU) Central Indiana Railway Company (SU) The New York Central Railroad Company (SU) C.C.C. and St. L. Railway
N182 Continued			(SU) Michigan Central Railroad (SU) The Michigan Central Railroad Company (SU) New York Central Lines (SU) New York Central Railroad Company, Detroit, MI (SU) New York Central & Hudson River Railroad (SU) The Cleveland, Cincinnati, Chicago & Saint Louis Railway Company
 N183 D	New York Central System General Offices: New York, NY 1853-1968	NYC 1917-33 * 5.5 14-8-8 Control hole over "N"	(PC) Minneapolis, MN (SU) The New York Central Railroad Company, Toledo, OH






RAILROAD PERFIN CATALOG

Perfin Pattern	Railroad Description	Details	Additional Information
 N184 E	New York Central System General Offices: New York, NY 1853-1968	NYC 1912-40 * 7 16-9-8	(PC) Chicago, IL (SU) The New York Central Railroad Company, Mailing from Detroit, MI & San Francisco, CA
 N189 D+	New York Dock Railway General Offices: Principal in NYC Operating Brooklyn, NY 1901-1983	NYD/CO 1918-42 * 6-5.5-5.5/4.5 13-8-10/7-8	(PC) New York, NY A contract terminal with warehousing & storage.
 N194 D	The New York, New Haven & Hartford Railroad Co. General Offices: New Haven, CT 1872-1968	NY/NH 1908-16 * 4.5-4/4 11-6/11-9	(SU) William Hambridge, Danbury, CN (cannot locate any relationship) aka, 'The Consolidated', 'New Haven' and 'The Shore Line Route'
 N195 B+	The New York, New Haven & Hartford Railroad Co. General Offices: New Haven, CT 1872-1968	NY/NH 1908-14 * 6-5.5/5.5 13-8/13-11	aka, 'The Consolidated', 'New Haven' and 'The Shore Line Route'
 N211 F	Norfolk & Western Railway Company General Offices: Roanoke, VA 1870-1982	N/W 1902-33 * 5.5/4-5 14/12-15	Philadelphia, PA (PC) Cincinnati, OH (PC) Roanoke, VA Famous for mfg. its own steam locomotives. Longest use of steam among major RxR's aka. 'King Coal'
 N212 F	Norfolk & Western Railway Company General Offices: Roanoke, VA 1870-1982	N/W 1922-40 * 5.5/4.5-5.5 14/12-14	(PC) Roanoke, VA






RAILROAD PERFINS CATALOG

Perfin Pattern	Railroad Description	Details	Additional Information
 N213 F	Norfolk & Western Railway Company General Offices: Roanoke, VA 1870-1982	N/&W 1926-58 * 5 11/10-11	(PC) Roanoke, VA (SU) <i>Norfolk & Western Magazine</i>
 O67 B	Osage Railroad Company General Offices: Webb City, OK 1921-1953	ORY 1922-26 6-5.5-4.5 10-11-6	I believe this should be Osage Railway Established to accommodate traffic in the oil fields of the Osage Nation. Owned by the Muskogee Company. Abandoned in 1953.
 O68 D	Chicago, St Paul, Minneapolis & Omaha Railway General Offices: Hudson, Wis. 1880-1972	O/R Y. 1902-40 * 6/5.5-4 12/12-6	aka. "Omaha Road"
 O68B E	Chicago, Saint Paul, Minneapolis & Omaha Railway General Offices: Hudson, Wis. 1880-1972	O/R Y. 1908-56 * 6/5.5-4 12/12-6	
 O69 C	Oregon Railroad & Navigation Company General Offices: Portland, OR 1879-1910	OR/&N 1902-08 * 4.5/4 8-10/12-11	1898 majority purchased by Union Pacific 1910 renamed Oregon- Washington Railroad and Navigation Company (see O93 & O94 below)
 O70 E	Oregon Short Line Railroad Company General Offices: Omaha, NE, Salt Lake City, UT 1897-1987	OSL 1902-32 * 5-5.5-5 10-9-7	Omaha, NE (SU) Oregon Short Lines. This railroad is part of the Union Pacific Railroad System.







RAILROAD PERFINS CATALOG

Perfin Pattern	Railroad Description	Details	Additional Information
 O89 C	New York, Ontario & Western Railroad General Offices: New York, NY 1884-1957	[O(W)] 1917-40 * [12(11)] [52]	Middleton, NY (PC) Le Center, MN Abandoned in 1957
 O93 D	Oregon-Washington Railroad & Navigation Co. General Offices: Portland, OR 1910-1950	OW/RN 1902-17 * 4/4.5-4 8-12/10-11	See O69 above (SU) United States Railroad Administration, Tacoma, WA
 O94 C+	Oregon-Washington Railroad & Navigation Co. General Offices: Portland, OR 1910-1950	OW/RN 1917-36 * 4.5 8-12/10-11	Tacoma, WA Seattle, WA (PC) Portland, OR (SU) Camas Prairie Railroad Company, Lewiston, ID
 P43 E	Pacific Coast Coal Company Seattle, WA 1860-1927	PC/CO 1917-58 * 6/4.5 9-8/7-8	Tacoma, WA; Wenatchee, WA (PC) Palos Verdes Estates, CA (SU) Pacific Coast Company, Seattle (SU) Pacific Coast Railroad Company, Seattle, WA (SU) Pacific Coast Heating & Appliance Company, Seattle, WA (SU) Pacific Coast Railway Co., San Luis Obispo, CA
 P69 B	Pacific Electric Railway General Offices: Los Angeles, CA 1901-1961(passengers) -1965 (freight)	PE 1908-23 * 8.5 14-15	Privately owned mass transit system in Southern California and the largest electric railway system in the world in the 1920's. aka. "Red Cars"






RAILROAD PERFINS CATALOG

Perfin Pattern	Railroad Description	Details	Additional Information
 P70 E	Pacific Electric Railway Company General Offices: Los Angeles, CA 1901-1961(passengers) -1965 (freight)	PE 1923-54 * 9.5 14-16	(PC) Los Angeles, CA (SU) Los Angeles Union Terminal, Inc. Los Angeles, CA
 P79 B	Portland, Eugene & Eastern Railway General Offices: Portland, OR 1912-1927	PE&/ERY 1908-12 * 4 8-9-12/9-10-6	Oregon interurban railway best known as the “Red Electric Lines” and was a subsidiary of the Southern Pacific
 P119 E	Pennsylvania Lines-West General Offices: Pittsburgh, PA	PL 1914-23 * 7 14-9	(PC) Altoona, PA (PC) Gloversville, NY (SU) Pennsylvania Company (SU) Pennsylvania Railroad System, Kalamazoo, MI (SU) Pennsylvania Lines West of Pittsburgh (SU) United States Railroad Administration, Cincinnati, (With a subtitle of the primary user)
 P124 E	The Pittsburgh & Lake Erie Railroad Company General Offices: Pittsburgh, PA 1875-1993	P(/LE) 1917-91 * 12(/4) 26(/6-9)	(SU) New York Central System Served steel mills of Greater Pittsburgh aka. “Little Giant”
 P132 E	Pere Marquette Railway Company General Offices: Detroit, MI 1900-1947	PM 1908-23 * 7.5-8 14-17	Railroad until re- incorporated in 1917 as Railway. 1929 sold to the C&O but operated separately, fully merged in 1947






RAILROAD PERFINS CATALOG

Perfin Pattern	Railroad Description	Details	Additional Information
 P132A E	Pere Marquette Railway Company General Offices: Detroit, MI 1900-1947	PM 1923-54 * 7.5-8 14-17	Railroad until re-incorporated in 1917 as Railway. 1929 sold to the C&O but operated separately, fully merged in 1947
 P190 A	Pullman Railroad General Offices: Chicago, IL 1862-1968	PR 1908-12 * 10.5 17-22	In this category Pullman was not a manufacturer, but the operator of their sleeping cars coupled onto most US Railroads.
 P195 C	Portland Railway Light & Power Company Portland, OR 1906-1924	PR/LP 1908-18 * 4.5/4 8-10/6-8	An urban & interurban streetcar system.
 P195A A	Portland Railway Light & Power Company Portland, OR 1906-1924	PR/LP 1908 4.5/4 8-10/6-8	An urban & interurban streetcar system.
 P196 F	The Pennsylvania Railroad Company General Offices: Philadelphia, PA 1846-1968	PRR 1918-46 * 5.5 9-11-11	*See note P198 Peoria, IL (PC) Kansas City, MO (PC) Chicago, IL (PC) Minneapolis, MN (PC) Pawtucket, RI (SU)New York Dock Company, New York, NY
 P197 E	The Pennsylvania Railroad Company General Offices: Philadelphia, PA 1846-1968	PRR 1931-58 * 6 9-11-11	*See note P198 (PC) Monticello, KY aka, "Pennsy"







RAILROAD PERFIN CATALOG

Perfin Pattern	Railroad Description	Details	Additional Information
 P198 E	The Pennsylvania Railroad Company General Offices: Philadelphia, PA 1846-1968	PRR 1918-50 * 7 11-13-13	(PC) Altoona, PA Pennsylvania Railroad covers come with variations, besides the main listing: Pennsylvania Railroad; The Pennsylvania Railroad; Pennsylvania Railroad Company; Pennsylvania System. * This note also applies to P196, P197, P199 and P200.
 P199 E	The Pennsylvania Railroad Company General Offices: Philadelphia, PA 1846-1968	PRR/Co 1902-17 * 5.5/4-3 10-11-11/7-6	* See note P198 (PC) Erie, PA (SU)The Philadelphia, Baltimore & Washington Railroad Company (SU) Northern Central Railroad Company (SU) West Jersey & Seashore Railroad Company
 P200 E	The Pennsylvania Railroad Company General Offices: Philadelphia, PA 1846-1968	PRR/Co 1908-23 * 5.5/4-3 10-11-11/7-6	*See note P198 (PC) Altoona, PA (PC) Chicago, IL (PC) Erie, PA (SU) Pennsylvania Railroad Eastern Lines, Harrisburg, PA (SU)The Philadelphia, Baltimore & Washington Railroad Company
 P201 C+	Puerto Rico Light & Power Railway Company Fajardo, PR 1906-approx 1932	PR/RLP 1922-38 * 5.5 9-11/11-7-9	Fajardo, PR; Rio Piedras, PR Also seen spelled Porto Rico
 P202 C	Puget Sound Division, Chicago, Milwaukee, Saint Paul & Pacific Railroad General Offices: Chicago, IL 1905-1977	PS 1912-22 * 8 14-14	(SU) Chicago, Milwaukee and Puget Sound Railroad (SU) Chicago, Milwaukee and Puget Sound Railway (SU) Chicago, Milwaukee and Saint Paul Railway There is evidence that this perfin belonged to The Pennsylvania System instead of the other railroads listed here. More research is needed.






RAILROAD PERFIN CATALOG

Perfin Pattern	Railroad Description	Details	Additional Information
 P202A E	Puget Sound Division, Chicago, Milwaukee, Saint Paul & Pacific Railroad General Offices: Chicago, IL 1905-1977	PS 1908-63 * 8 14-14	Seattle, WA (SU) Chicago, Milwaukee and Puget Sound Railroad (SU) Chicago, Milwaukee and Puget Sound Railway (SU) Chicago, Milwaukee and Saint Paul Railway
 P223 D	Panhandle & Santa Fe Railway Company General Offices Amarillo, TX 1914-1965	PSF 1912-64 * 5.5 9-11-8	(SU) The Atchison, Topeka and Santa Fe Railway Company, Amarillo, TX
 Q7 B+	Quincy Omaha & Kansas City Railroad General Offices: Kansas City, MO 1897-1939	Q/O&K/C 1908-17 4.5/5.5-4-5.5/4 10/10-12-10/7	aka, "OK Railroad" & "Quincy Route"
 Q9 D+	Queen & Crescent Route General Offices: New Orleans, LA 1883-1949	Q&C 1908-14 * 5.5-4.5-5.5 12-12-8	Applies to Q9 & Q10 : Not a railroad, but a Route that connected Cincinnati "The Queen City" to New Orleans "The Crescent City" & Shreveport Jointly operated by 6 smaller railroads: (next)
 Q10 D	Queen & Crescent Route General Offices: New Orleans, LA 1883-1949	Q&C 1902-16 * 5-4-5.5 12-12-8	(SU) Cincinnati, New Orleans and Texas Pacific Railway (SU) Alabama Great Southern Railroad (SU) New Orleans and Northeastern Railroad (SU) Alabama & Vicksburg Railway (SU) Vicksburg, Shreveport, and Pacific Railway (SU) Mobile and Ohio Railroad All were owned by the (SU) Southern Railway






RAILROAD PERFIN CATALOG

Perfin Pattern	Railroad Description	Details	Additional Information
 R14 A	Alaskan Railroad General Offices: Anchorage, AK 1903-Present	RAR 1914-17 5-9-5 11-17-11	1914: was purchased by the U. S. Federal Government who owned & operated it until sold to the State of Alaska in 1985
 R47 F	Reading Company (Railroad) General Offices: Philadelphia, PA 1833-1924 as P&R 1924-1976	Rdg/Co. 1926-65 * 5.5-5.5-6/5-3.5 11-8-9/7-6	(SU) The Baltimore and Ohio Railroad Company; Reading Lines (SU) New Jersey Central, Reading Lines
 R75 D	The Chicago, Rock Island & Pacific Railway Company General Offices: Chicago, IL 1866-1980	RI 1902-29 * 9-8 20-11	(PC) Trenton, MO (SU) Chicago, Rock Island and Pacific Railroad (SU) Rock Island Lines (SU) Union Bank Note Company, Kansas City, MO
 R75.5 F	The Chicago, Rock Island & Pacific Railway Company General Offices: Chicago, IL 1866-1980	RI 1926-63 * 9.5-8 20-11	Milwaukee, WI (PC) Chicago, IL (PC) Kansas City MO (SU) The Chicago, Rock Island & Gulf Railway Company (SU) Beaver Sand Co, Des Moines, IA (SU) Rock Island Motor Transit Company, Belleville, KS; Salina, KS (SU) Saint Louis-San Francisco Railway Company
 R83 B	Rhode Island Company Providence, RI	RI/CO 1914-19 * 6/4.5 11-9/7-8	
 R116 B	Panama Railroad Company Used in New York, NY office 1849-Present	RP(R) 1902-12 * 5.5-12(5.5) 12-17(12)	1979: U. S. turned over to Panama and became the Panama Canal Railway







RAILROAD PERFINS CATALOG

Perfin Pattern	Railroad Description	Details	Additional Information
 R138 E	Rutland Railway Corporation General Offices: Rutland, VT 1843-1963	RUT/LAND 1902-52 * 4/5.5-4-4-4 9-8-6/7-8-11-8	(PC) Ogdensburg, NY (PC) Burlington, VT (SU) Rutland Railroad Co. (SU) Trustees of Rutland Railroad Company aka. "Rutland Railroad"
 S28 E	Seaboard Air Line Railway General Offices: 1900-1958 Portsmouth, VA 1958-1967 Richmond, VA	SAL 1938-54 * 4-4.5-4.5 9-8-6	(PC) Portsmouth, VA (SU) Chicago, Duluth, and Georgian Bay Transit Company, Buffalo, NY
 S29 E	Seaboard Air Line Railway General Offices: 1900-1958 Portsmouth, VA 1958-1967 Richmond, VA	SAL 1902-43 * 5.5 11-10-7	(PC) Portsmouth, VA (SU) Seaboard Railway (SU) Baltimore Steam Packet Company, Baltimore, MD
 S87 B	Sylvania Central Railroad Company General Offices: Sylvania, GA 1884-1954	SCR/Co 1902-12 4.5/4-3 9-7-9/7-6	
 S100 C	San Diego & Arizona Eastern Railway Company General Offices: San Francisco, CA 1932-Present	SDA 1922-38 * 5.5 11-10-10	(SU) San Diego & Arizona Railway Company 1906-1932; HQ. San Diego, CA was sold to Southern Pacific who re-named it San Diego & Arizona Eastern Railway Company






RAILROAD PERFINS CATALOG

Perfin Pattern	Railroad Description	Details	Additional Information
 S120 F	Gulf, Colorado & Santa Fe Railway Company General Offices: Galveston, TX (to conform to Texas laws) 1873-1965	SFE 1917-68 * 6-10.5-6 11-14-10 Control hole under "S"	Atlanta, GA Santa Barbara, CA (SU) The Atchison, Topeka & Santa Fe Railway Company, San Bernadino, CA
 S121 F	The Atchison, Topeka & Santa Fe Railway Co. General Offices: Topeka, KS Deleted 2021/restored 2024	SFE 1922-68 * 5.5-11.5-5.5 11-14-10	(PC) Chicago, IL (PC) Kansas City, MO (PC) Topeka, KS (PC) Wichita, KS
 S122 E	The Atchison, Topeka & Santa Fe Railway Co. General Offices: Chicago, IL 1859-1996	SFE 1926-62 * 6-10.5-6 11-14-10 Control hole under "S"	(SU) Gulf, Colorado & San Francisco Railway (SU) The Atchison, Topeka & Santa Fe Railway Company, Coast Lines
 S123 D+	The Atchison, Topeka & Santa Fe Railway Co. General Offices: Chicago, IL 1859-1996	SFE 1912-17 * 11.5-12-4.5 16-15-9	(SU) Wells Fargo & Co. Express, Englewood, KS
 S170 E	Minneapolis, Saint. Paul and Sault Saint Marie Railroad Co. General Offices: Minneapolis, MN 1884-1961	[SL] 1902-56 * [7-9.5] [21]	(SU) South Shore & Atlantic Railroad (SU) The Duluth, South Shore and Atlantic Railway Company (SU) Mineral Range Railroad Company (SU) Soo Line Railroad aka. the "Soo Line"






RAILROAD PERFIN CATALOG

Perfin Pattern	Railroad Description	Details	Additional Information
 S203 D+	Southern Railway System General Offices: Washington, DC 1894-1982	SO/bar/R.Y. 1902-15 * 5.5-4/-/4-3.5 11-8/8/10-6	(PC) Cincinnati, OH (SU) Southern Railway Company
 S204 F	Southern Railway System General Offices: Washington, DC 1894-1982	SO/bar/R.Y. 1917-54 * 5.5-4.5/-/4 11-8/8/10-6	(PC) Kansas City, MO (PC) Cincinnati, OH (SU) Southeastern Express Company, Atlanta, GA (SU) Tennessean, (RPO) Chattanooga, TN & Memphis, TN (A named passenger train)
 S204A B	Southern Railway System General Offices: Washington, DC 1894-1982	SO/bar/R.Y. 1917-22 * 5.5-4.5/-/4 11-8/8/10-6	(PC) Cincinnati, OH
 S204B B	Southern Railway System General Offices: Washington, DC 1894-1982	SO/bar/R.Y. 1917-19 * 5.5-4.5/-/4 11-8/8/10-6	(PC) Cincinnati, OH
 S204.3 D	Southern Railway System General Offices: Washington, DC 1894-1982	SO/bar/R.Y. 1914-17 * 5.5-4/-/4 11-8/8/10-6	(SU) Southern Railway Company
 S213B D+	Southern Pacific Company General Offices: San Francisco, CA 1865-1996	SP 1917-26 * 7-6.5 13-14	(SU) <i>Sunset Magazine</i> , Los Angeles, CA aka. Southern Pacific Railroad







RAILROAD PERFINS CATALOG

Perfin Pattern	Railroad Description	Details	Additional Information
 S214 D+	Southern Pacific Lines General Offices: San Francisco, CA 1895-1996	SP 1914-32 * 7-6.5 13-14 Control hole under "S"	
 S215 F	Southern Pacific Company General Offices: San Francisco, CA 1865-1996	SP 1902-23 * 7-6.5 13-14	(PC) San Francisco, CA (SU) <i>Sunset Magazine</i> , San Francisco, CA; this magazine was published by Southern Pacific to publicize California
 S215A D+	Southern Pacific Company General Offices: San Francisco, CA 1865-1996	SP 1923-38 * 7-6.5 13-14	(PC) Oakland, CA
 S216 F	Southern Pacific Lines General Offices: San Francisco, CA 1865-1996	SP 1922-63 * 7.5-7 13-11	(SU) San Diego & Arizona Eastern Railway Company (SU) San Diego & Arizona Railway Company (SU) Petaluma & Santa Rosa Railroad Company (SU) Southern Pacific Company, San Francisco, CA (SU) Pacific Fruit Express Company, Chicago, IL and San Francisco, CA (SU) Pacific Motor Transport, Pasadena, CA
 S232 F	Spokane, Portland & Seattle Railway Company General Offices: Portland, OR 1905-1970	SPS 1912-65 * 5.5 11-9-11	(PC) Portland, OR (SU) Oregon Electric Railway Company (SU) Oregon Trunk Railway (SU) Inland Empire System, Spokane, WA






RAILROAD PERFINS CATALOG

Perfin Pattern	Railroad Description	Details	Additional Information
 S284 E	Saint Louis Southwestern Railway Lines General Offices: Saint Louis, MO 1891-1992	STL/SW 1912-50 * 5.5-4-5.5/5.5 11-6-7/11-14	(PC) Pine Bluff, AR (SU) Saint Louis Southwestern Railroad
 S285 E	Saint Louis Southwestern Railway Lines General Offices: Saint Louis, MO 1891-1992	STL/SW 1914-52 * 5.5-4.5-5.5/5.5 11-6-7/11-14 Control hole after "L"	(SU) St. Louis Southwestern Railway Co. of Texas, Ft. Worth, TX. This may be the initial user that was a subsidiary of the parent company in St. Louis. aka. the "Cotton Belt"
 S287 F	Chicago, Milwaukee & Saint Paul Railway Co. General Offices: Chicago, IL 1847-1986	STP 1902-38 * 11.5-6-12 14-7-14	(PC) Chicago, IL (SU) & aka. Milwaukee Road
 S287.5 F	Chicago, Milwaukee & Saint Paul Railway Co. General Offices: Chicago, IL 1847-1986	STP 1926-65 * 11.5-6-11.5 14-7-14	(PC) Chicago, IL (PC) Le Center, MN Known as after 1928 as: (SU) Chicago, Milwaukee, Saint Paul & Pacific Railroad Company (SU) Pere Marquette Railway Company
 S290 C+	East St. Louis & Suburban Railway Co. General Offices: East Saint Louis, IL. 1898-1930	SUB 1908-29 * 5.5-5-5.5 11-10-13	An interurban railroad





RAILROAD PERFIN CATALOG

Perfin Pattern	Railroad Description	Details	Additional Information
 S348 C	Spokane & Inland Empire Railroad General Offices: Spokane, WA 1904-1929	S&I/E 1908-22 * 5.5-4-6/5.5 11-12-9/10	An interurban railroad
 T23 E	Tennessee Coal, Iron & Railroad Company Birmingham, AL 1876-1952	[TCI] 1938-63 * [7-8-7] [30]	1907: merged with (SU) United States Steel Company, Fairfield, AL aka. "TCI" & "Tennessee Company"
 T27 C	Tennessee Coal & Iron Company Fairfield, AL 1876-1952	TC/&IC 1908-38 * 4 6-7/12/4-7	(SU) Tennessee Coal, Iron & Railroad Company, Birmingham, AL (SU) Birmingham Southern Railroad Company, Birmingham, AL
 T80 C	Terminal Railroad Association Saint Louis, MO 1889-Present	TRA/SL 1908-26 * 5/4-3.5 7-12-10/9-6	Switching & terminal railroad in Saint Louis, MO. metro area
 T84 B	Toledo Railways & Light Company Toledo, OH 1901-1921	TRL 1908-12 * 5.5-5.5-5 7-11-7	Street railway & electric company; became Toledo Edison in 1921 (SU) Toledo Railway Lines
 T113.5 B+	The Texas & Mexican Railway Company General Offices: Laredo, TX 1875-2005	TXM/XRY 1908-17 * 4-4.5-4/4-4-3.5 6-9-12/9-10-6	Controlled by Mexican Govt. 1900-1982 aka. "Tex-Mex"







RAILROAD PERFINS CATALOG

Perfin Pattern	Railroad Description	Details	Additional Information
 T123 C+	Toledo & Ohio Central Railway Company General Offices: Toledo, OH 1885-1952	T&O/C 1908-17 * 5.5-4-5.5/5 7-12-10/8	(SU) U. S. Ex. Company (SU) Zanesville & Western Railway Company, Toledo, OH
 T124 D	The Texas & Pacific Railway Company General Offices: Dallas, TX & Marshall, TX 1871-1976	T&P 1902-26 * 5.5-4-5 7-14-9	
 T125 D	The Texas & Pacific Railway Company General Offices: Dallas, TX & Marshall, TX 1871-1976	T&P 1926-63 * 5.5-6-5.5 7-13-9	(SU) Texas Polled Hereford Association, Dallas, TX
 U29 D	United Electric Railway Company General Offices: Providence, RI 1921-1951	UER/CO 1922-42 * 6/4.5 10-10-11/7-8	Interurban streetcars, trolleybuses, trolley freight
 U59 F	Union Pacific Railroad Company General Offices: Omaha, NE 1862-Present	UP 1912-55 * 6.5-7 11-11	(PC) Webster City, IA (PC) Omaha, NE (SU) Coast Carloading Company Los Angeles, CA (SU) Great Northern Railway Company (SU) Interstate Transit Lines, Incorporated (SU) Overland Greyhound Lines (SU) Railway Express Agency Incorporated (SU) Santa Fe Railroad






RAILROAD PERFIN CATALOG

Perfin Pattern	Railroad Description	Details	Additional Information
U059 Continued			(SU) The Union Pacific Coal Company (SU) Union Pacific Stages, Incorporated (SU) Union Pacific System (SU) Chicago & Northwestern Railway System *Several RXR's had freight agent offices in the Merchants Bank building in Indianapolis. It is possible that the two railroads shared a freight agent, and he mixed stationery and postage. This would account for all these (SU)'s.
 U59.5R F	Union Pacific Railroad Company General Offices: Omaha, NE 1862-Present	UP 1938-65 * 6.5-7 6-6	This appears to be a deliberate alteration of pattern U59, probably due to progressive pin loss. Multiples have been seen, with all subjects the same. Four copies have been seen in 1954 stamps with the letter "U" completely missing
 U60 E	Union Pacific Railroad Company General Offices: Omaha, NE 1862-Present	UP 1902-30 * 6.5 11-14	(PC) Omaha, NE (SU) McKeen Motor Car Company, Omaha, NE (Mfg., railroad rolling stock)
 U61 D	Union Pacific Railroad Company General Offices: Omaha, NE 1862-Present	UP 1911-65 * 6.5 11-14 Control hole under "U"	(PC) New York, NY
 U61.5 F	Union Pacific Railroad Company General Offices: Omaha, NE 1862-Present	UP 1940-91 * 7.5 12-12	Los Angeles, CA (SU) Yakima Valley Transportation Company, Yakima, WA

RAILROAD PERFINS CATALOG

Perfin Pattern	Railroad Description	Details	Additional Information
 V25 C	“Vicksburg Route”, Southern Railway 	VR 1918-23 * 7 11-14	This route was operated by the Alabama & Vicksburg Railway Company and The Vicksburg, Shreveport & Pacific Railway Company.
 V26 D+	Vandalia Railroad Company General Offices: 1905-1917	VRR 1902-17 5.5 9-11-11	This railroad operated in Illinois and Indiana and was incorporated under the laws of those States. (SU) The Pittsburgh, Cincinnati, Chicago, & St. Louis Railway Company, Indianapolis, IN
 V28 E	The Virginian Railway Company General Offices: Norfolk, VA 1907-1959	V/R.Y. 1902-54 * 5.5/5.5-4 9/12-6	(PC) Norfolk, VA A coal hauler aka. “Richest Little Railroad in the World”
 W7.9 E	American Steel & Wire Company Cleveland, OH 1904-1984	W 1902-55 * 10.5 25 Control holes at 3-4-5	(PC) Cleveland, OH (SU) Newburgh & South Shore Railway Company. (Was incorporated to service steel mills in Cleveland) A.S. & W. became part of U. S. Steel
 W12 F	Wabash Railroad Company General Offices: Saint Louis, MO 1837-1964	Flag(W) 1902-54 * 12(4) 21(11)	(PC) Saint Louis, MO (PC) Chicago, IL (SU) The Ann Arbor Railroad Company, Minneapolis, MN (SU) Commercial Agent's Office for: Texas & Pacific Railway Company and International & Great Northern Railway Company, Pittsburgh, PA
 W120 E	The Wheeling & Lake Erie Railway Company General Offices: Cleveland, OH 1877-1988	W/LE 1902-46 * 5/5-5.5 15/7-10	(PC) Cleveland, OH (SU) The Lorain & West Virginia Railway Company

RAILROAD PERFIN CATALOG

Perfin Pattern	Railroad Description	Details	Additional Information
 W153 E	West Pennsylvania Power Company Connellsville, PA 1904-1952	WP 1926-54 * 8.5 19-14	(SU) West Penn System, Pittsburgh, PA; Clarion, PA Operated as: West Penn Railways Company (trolleys)
 W154 C	The Western Pacific Railroad Company General Offices: San Francisco, CA 1903-1982	WP 1912-72 * 10.5-10 19-13	Oakland, CA (SU) Alameda Belt Line, Alameda, CA (SU) Tidewater Southern Railroad (SU) Sacramento Northern Railroad After the late 1930's, only the damaged pattern missing one or two holes in the middle vertical leg of the "W" have been seen.
 W155 E	The Western Pacific Railroad Company General Offices: San Francisco, CA 1903-1982	WP 1908-40 * 12 21-13	
 W171 B	White Pass & Yukon Railway General Offices: Skagway, AK 1900-1982	WP/&YR 1902-18 * 4/4/3.5-4 12-8/12/6-9	(SU) White Pass & Yukon Route An isolated system linking the port of Skagway to Whitehorse. Vitally important during the gold rush and WWII.
 W177 B	Washington Southern Railway Company 1890-1920	WS 1912-17 * 8.5 21-15	


RAILROAD PERFINs CATALOG

(This page is intentionally blank)

RAILROAD PERFINS CATALOG

Section 3 Canadian Railroad Perfin Catalog, Introductory Comments

The listings for the Canadian Railroad perfins are based on the information provided in the 1985 *Canadian Stamps with Perforated Initial, Fourth Edition*, J.C. Johnson and G.Tomasson, Editors (“Canadian Perfins handbook”) plus updates to 2009.

Perfin Pattern	Railroad Description	Details	Additional Information
	Alberta Railway & Irrigation Co. Lethbridge, AB.	ARI 1903-11 6-6.5-6 12-13-8	

Perfin Pattern: Displays the pattern for the perfin along with the rating. The figure is inverted so that the stamps can be superimposed to verify the insignia in the stamp with the pattern. Most perfins have the insignia in Position 1 which allows superimposition from the back of the underside of the stamp so that the color and design of the stamp do not interfere with identification. The ratings range from A (the scarcest) to I (the most common) and correspond to the Canadian Perfins handbook.

Railroad Description: Identifies the name of the company that purchased the perforator. In most cases, it will also be the name of the company which operated the perforator. In the case of a company having more than one name (other than a takeover), the most recognized name is used.

The location listed under the user’s name is the city where the perforator was located while being used by the company. The first city is listed in the case of the perforator being used for two or more cities.

Details: The first row indicates the letters used for this pattern. A slash between two letters indicates the pattern is on two lines. When a letter is enclosed in a set of parenthesis, it means that there is one major letter and that all other letters are enclosed within that major letter.

The second row provides an estimate of the time frame of the use of the perfin pattern, based on the 1980-82 survey by the BNAPS Perfins Study Group and earlier editions of the Canadian Perfins handbook. The years listed give a guide to the period that a machine was in use, even though holding of stamp inventories by companies prior to perforating may result in slightly misleading dates.

The third row shows the height of the pattern in millimeters. The heights were measured from the middle of the top hole to the middle of the lowest hole. If the height measured more than 5 mm but less than 5½ mm, for instance, it was listed as 5½ mm. If it was more than 4½ mm but less than 5 mm, it was listed as 5 mm.

The fourth row shows the number of holes for each letter.






RAILROAD PERFINS CATALOG

Additional Information: This shows any supplemental information about the pattern.







This section also identifies if there are any Perfinned Precancel Perfins (“PC”) have been found and the city and state for the PC. In some cases, PC’s have been found on more than one city. This PC information is based on information provided in Addendum E of the Canadian Perfins handbook and *The Standard Canada Precancel Catalog 5th Edition* (Reference 5).

RAILROAD PERFINS CATALOG







Section 4 Canadian Railroad Perfin Catalog

Perfin Pattern	Railroad Description	Details	Additional Information
 A5 C	Alberta Railway & Irrigation Co. Lethbridge, AB.	ARI 1903-11 6-6.5-6 12-13-8	Leased to the Canadian Pacific Railway for 999 years, in 1912.
 B5 D	British Columbia Electric Railway Vancouver, B.C.	BC/ER 1911-27 4 10-7/9-10	Taken over by the BC Government in 1961, becoming a division of B.C. Hydro. In 1989 sold to Southern Railway of British Columbia.
 C40 F	Canadian Northern Railway Winnipeg, MB.	CNR 1903-29 5-5.5-5 8-14-11	Became part of the Canadian National Railways in 1923.
 C41 H	Canadian National Railways Toronto, ON.	CNR 1932-80 4.5 7-10-10	
 C42 H	Canadian Northern Railways Toronto, ON.	CNR 1903-49 5 8-14-12	Became part of the Canadian National Railways in 1923. (PC) Toronto, ON.







RAILROAD PERFINS CATALOG

Perfin Pattern	Railroad Description	Details	Additional Information
 C43 H	Canadian National Railways Vancouver, B.C.	CNR 1922-Curr 5.5/6/5 8-14-12	(PC) General
 C44 F	Canadian National Railways Montreal, P.Q.	CNR 1911-30 5 8-13-11	3 holes in the N
 C45 I	Canadian National Railways Winnipeg, MB.	CNR 1923-curr 5.5 8-13-11	3 holes in the N
 C46 I	Canadian National Railways Montreal, P.Q.	CNR 1922-73 7 8-15-14	
 C49 D	Canadian Pacific Railway Co. Winnipeg, MB.	CPR 1903-18 5 8-9-11	
 C50 H	Canadian Pacific Railway Montreal, P.Q.	CPR 1903-37 5/6/5 8-10-11	Warning: C52 without the code hole (common) appears to be C50







RAILROAD PERFINS CATALOG

Perfin Pattern	Railroad Description	Details	Additional Information
 C51 I	Canadian Pacific Railway Co. Montreal, P.Q.	CPR 1932-77 5/6/5.5 8-10-11	(PC) General
 C52 I	Canadian Pacific Railway Co. Winnipeg, MB.	CPR 1911-65 5/7/5.5 8-10-11 Hole under "C"	(PC) Winnipeg, MB Warning: C52 without the code hole (common) appears to be C50.
 C53 H	Canadian Pacific Railway Co. Vancouver, B.C.	CPR 1911-67 5/6.5/5.5 8-10-11	
 G9 C	Great Northern Railway St. Paul, MN.	GN 1955-69 7 12-14	Stamps purchased in Winnipeg, MB so they can be found with experimental Winnipeg tagging.
 G10 F	Great Northern Railway St. Paul, MN.	GN 1911-64 8.5 14-17	
 G13 F	Grand Trunk Pacific Railway Winnipeg, MB.	GTP 1903-23 5.5-5-5 10-7-9	Became part of the Canadian National Railways in 1923.


RAILROAD PERFINS CATALOG

Perfin Pattern	Railroad Description	Details	Additional Information
 G14 G	Grand Trunk Railway System Montreal, P.Q.	GTR 1903-23 5 10-7-11	Became part of the Canadian National Railways in 1923.
 I1 C	Intercolonial Railway Moncton, N.B.	IC/R 1872-1911 5 5-9/13	Now part of the Canadian Pacific Railways
 M2 C	Michigan Central Railway Detroit, MI.	MC 1928-32 11-11.5 22-14	
 M7 E	Michigan Central Railway Co. Detroit, MI.	MC/RR 1911-31 5/4 17-8/10-10	
 M17 C	Mackenzie, Mann Co. Toronto, ON.	MM 1911-28 5.5 14-14	Railway builder/contractor
 N28 E	New York Central Railway New York, NY.	NYC 1911-55 5 14-8-8	

RAILROAD PERFINS CATALOG

Perfin Pattern	Railroad Description	Details	Additional Information
 N29 B	New York Central Railway New York, NY.	NYC 1911-22 5.5 14-8-8	
 P11 D	Pere Marquette Railway Detroit, MI.	PM 1903-22 7.5-7 14-17	
 S14 A	Southern Pacific Railway Los Angeles, CA.	SP 1932 7-6 13-11	
 S15 A	Southern Pacific Railway San Francisco, CA.	SP 1922-28 7/6 13-14	
 S16 A	Southern Pacific Railway Los Angeles, CA.	SP 6.5-7 13-14	
 T4 D	Temiskaming & Northern Ontario Railway North Bay, ON.	TN/OR 1911-22 4 6-11/8-10	Owned by the Province of Ontario. Name changed in 1946 to Ontario Northland Railway.

RAILROAD PERFIN CATALOG

Perfin Pattern	Railroad Description	Details	Additional Information
 W11 C	White Pass & Yukon Route Railway Vancouver, B.C.	WP/&/YR 1903-22 3.5 12-8/13/6-9	

Section 5 References

1. *Railroad Perfins of the Railroads of the United States and Canada* by Robert Gray. Published 1987
2. *Catalog of Perfin Patterns of the Railroads of the United States and Canada* by Dan Baugher, Published 2010
3. *Catalog of United States Perfins, 1908 – 2018*, Editor: Stephen Endicott. Published 2018 (as well as subsequent A & C's)
4. *Catalog of Perfined Precancels of the United States*, Forth Edition by David W. Smith. Published 2010
5. *Canadian Stamps with Perforated Initials*, Fourth Edition. Prepared by the BNAPS Perfin Study Group. Edited by J.C. Johnson and G. Tomasson. Published by The Unitrade Press, Toronto, ON. 1985.
6. *The Standard Canada Precancel Catalog*, Fifth Edition, Editors: J.E. Kraemer, D. Marasco, and B. Field. Published by The Unitrade Press, Toronto, ON. 2004.
7. *The Historical Guide to North American Railroads*, Third Edition, by Kalmbach Books. Published 2014
8. *North American Railroads: The Illustrated Encyclopedia* by Brian Solomon. Published 2012